

MARINE CATALOGUE 2019

MOBILE LIVING MADE EASY.

THE COMPREHENSIVE RANGE OF
COMFORT SYSTEMS FOR LEISURE BOATS

 **DOMETIC**

DEAR FREEDOM LOVER,

There are millions of people around the world who use Dometic products. You all have one thing in common. You're going somewhere – whether you're an RV user, a boat owner, a truck driver or just a lover of the great outdoors. Our job is to meet your essential needs on the journey. Like cooking, keeping food fresh, taking care of personal hygiene and maintaining a pleasant temperature. That way, you can explore more, see more and stay away longer. We call it mobile living made easy.



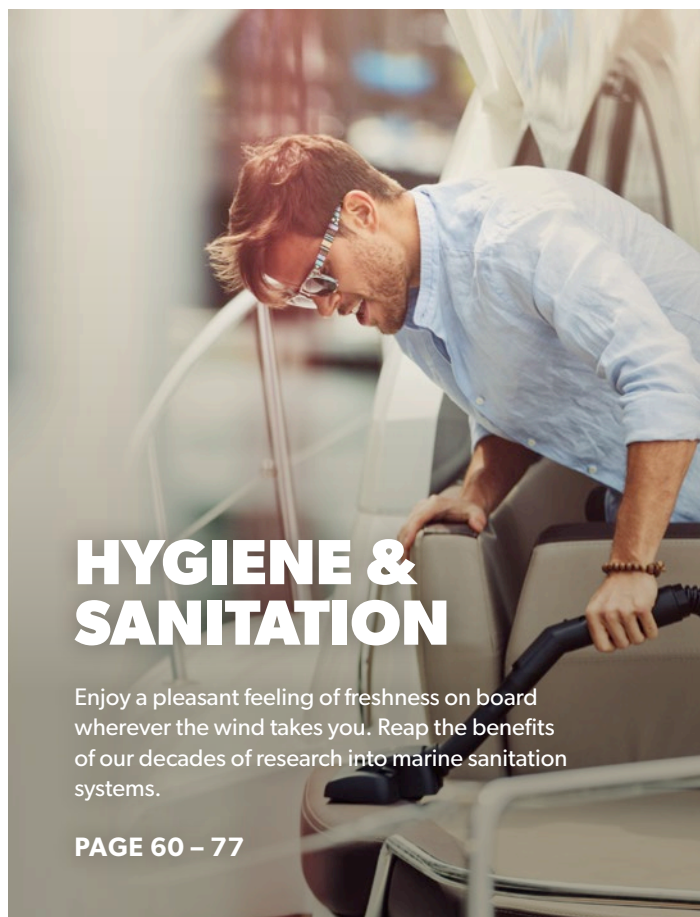




CLIMATE

Do you love sailing in sunny weather? Enjoy your cruise and the perfect climate in your cabins after a marvellous day at sea. Dometic air conditioners make sure you can.

PAGE 8 – 15



HYGIENE & SANITATION

Enjoy a pleasant feeling of freshness on board wherever the wind takes you. Reap the benefits of our decades of research into marine sanitation systems.

PAGE 60 – 77



POWER & CONTROL

Smart electronics and handy accessories ensure you will always have enough power on board, even for a longer cruise.

PAGE 78 – 107



FOOD & BEVERAGE

Cook what you like, eat with friends, keep your provisions nice and fresh throughout the journey. We have taken care of every detail.

PAGE 16 – 59

CLIMATE

Air Conditioners

8 – 15

FOOD & BEVERAGE

Cooking

16 – 27

Coolboxes

28 – 45

Refrigeration

46 – 59

HYGIENE & SANITATION

Cleaning

60 – 67

Sanitation

68 – 77

POWER & CONTROL

Energy

78 – 107

SAFETY & SECURITY

Safety Solutions

108 – 113

TECHNICAL DATA

Technical Data

114 – 137

DOMETIC ON THE WEB

Here's where you can find the complete Dometic range, with detailed information about all products. Plus, interesting facts about our company and download links for all our catalogues.

[DOMETIC.COM](https://www.dometic.com)



SAFETY & SECURITY

Sit back and relax. Dometic accessories let you enjoy the most precious weeks of the year in complete comfort and safety.

PAGE 108 – 113

INNOVATIVE NEW PRODUCTS 2019

Living up to our mission "Mobile living made easy", we have created some innovations that give you more freedom and independence. Our 10-series compressor refrigerators, for example, have arrived to set new standards in design, efficiency and convenience. Also new this year is a portable power pack with state-of-the-art lithium technology that lets you travel off-grid longer. And, last but not least, there's a practical inverter/battery charger combo for smart energy management on board.



NEW!

DOMETIC RC 10.4 COMPRESSOR POWER FOR YOUR GALLEY

Compact outside dimensions, impressive cooling power, and a patented removable freezer compartment – the new compressor fridges of the Dometic RC 10.4 series keep you well supplied with everything at all times, no matter where your adventure takes you.

Read more on this on p. 52 – 53



Smart and efficient energy management



NEW!
DOMETIC PLB40
COMPACT AND ULTRA-LIGHT BATTERY

Travel off-grid for longer! The Dometic PLB40 lithium iron phosphate battery delivers mobile energy for electric coolers and other 12 V appliances. Lightweight and perfectly portable, it makes you truly independent.

Read more on this on p. 82 – 83



NEW!
DOMETIC SINEPOWER DSP-C
ALL-IN-ONE POWER SOLUTION

This smart combination of an inverter and automatic battery charger monitors the mains power input and responds to each situation accordingly – either supplementing the external power supply or, if not needed, charging the vehicle battery.

Read more on this on p. 100 – 101

/ COMPLETE CLIMATE SYSTEMS
/ ACCESSORIES
/ ROOFTOP A/C SYSTEM

CLIM



ATE



DOMETIC CLIMATE SYSTEMS

THE ESSENCE OF OUR RETROFIT PROGRAMME AT A GLANCE

Whether you have a small leisure boat or a super yacht with multiple cabins, Dometic can always provide a tailor-made air conditioning solution that's a perfect fit for you and your travel habits. Here is the essence of our retrofit programme: a rooftop A/C system for large vessels and houseboats; useful accessories for installation, energy

management and clean air on board; not forgetting – our well proven complete kits for self-installation. For the latter we offer optional sound cover that reduces the compressor noise of these quiet systems by another 50 %.



SELF-CONTAINED SYSTEMS

For fast and easy retrofitting: Dometic Marine Climate Systems integrate cooling, dehumidification and heating in one compact unit. The complete sets come with all required installation materials and a user-friendly control panel. Available in three capacity versions: 6,000, 12,000 and 16,000 BTU/h.

ACCESSORIES

All you need for easy installation and convenient use: ventilation grilles, air distribution kit, air purifier, centrifugal seawater pumps, stylish and smart displays and controls. Plus, a sound cover to make a quiet compressor even quieter.

ROOFTOP A/C SYSTEM

The ideal climate solution for supply vessels, patrol boats and houseboats. Extremely robust design, lightweight and with an ample cooling capacity up to 12,000 BTU/h. Easy to install – no ducting, no plumbing required.



SELF-CONTAINED SYSTEMS FOR EASY INSTALLATION

The improved Dometic MCS T now features the award winning DTU unit for fast, easy and versatile installation. With rotatable blower for custom installation, composite drain pan with quick fittings and superior vibration insulation for quiet operation the MCS T offers you true OEM quality in one kit. All components and mounting materials are included in the scope of delivery. Three available capacities, all using R410A refrigerant, allows the systems to work

effectively and supply air-conditioned comfort to cabins of different sizes or design.

To air-condition an additional cabin, install the optional air distribution kit (MCS T12/T16 only). Thanks to efficient heat pump technology, the MCS T can also be used as heating systems at water temperatures down to +6 °C.



COMPLETE SYSTEMS FOR QUICK INSTALLATION

1. Compact A/C unit – with rotatable blower
2. Submersible seawater pump
3. Electrical box and display
4. Supply and return air grilles
5. Insulated air duct
6. Reinforced seawater hose
7. Through-hull fittings, fixing material, fittings, valves

- Combines cooling, heating and dehumidification in one powerful system
- Compact unit with rotatable blower and composite drain pan
- Complete package with all required installation materials
- 3 models with cooling capacities of 6000, 12000 and 16000 BTU/h

- User-friendly display for control of all functions
- Easy to clean, integrated air filter
- Proven OEM-quality with award winning design
- Accessory kit for MCS T12/T16: Optional add-on kit for directing the air flow into two separate cabins

HOW TO FIND YOUR MCS MODEL

Selecting the right MCS T model for your needs depends on the size and location of the cabin you want to air condition. A cabin below deck requires less capacity per square metre than an upper-deck cabin with large windows and direct exposure to the sun.

	Below deck (no windows)	Mid deck (small windows)	Above deck (large windows)
Dometic MCST6	8 m ²	5 m ²	4 m ²
Dometic MCS T12	16 m ²	10 m ²	8 m ²
Dometic MCST16	23 m ²	15 m ²	12 m ²

Maximum air-conditioned room size (at ambient temperatures of 20 – 35 °C)

DOMETIC MCS T6 / MCS T12 / MCS T16

Complete climate system for 230-volt operation

2.12 / Marine Climate Systems

MARINE CLIMATE SYSTEMS	MCS T6	MCS T12	MCS T16
Ref. No.	9600000549	9600000550	9600000551
Cooling / heating capacity	6000 BTU/h / 1750 W	12000 BTU/h / 3500 W	16000 BTU/h / 4700 W
Consumption (at 230 V) in cooling / heating mode	890 W / 1130 W	1030 W / 1270 W	1320 W / 1660 W
Current consumption in cooling / heating mode	3.7 A / 4.7 A	4.3 A / 5.3 A	5.5 A / 6.9 A
Required circuit protection	min. 6 A, max. 10 A, delay fuse	min. 8 A, max. 10 A, delay fuse	min. 11 A, max. 15 A, delay fuse
Starting current	up to 18.7 A	up to 22 A	up to 23 A
Number of blower speeds	6 / automatic	6 / automatic	6 / automatic
Temperature range (preset)	18 °C to 30 °C	18 °C to 30 °C	18 °C to 30 °C
Thermostat temperature control	yes	yes	yes
Refrigerant*	R410a	R410a	R410a
Dimensions (W x H x D) A/C unit Electronic control	448 x 282 x 272 mm 81 x 64 x 24 mm	519 x 318 x 315 mm 81 x 64 x 24 mm	544 x 341 x 338 mm 81 x 64 x 24 mm
Weight (unit only)	19.3 kg	26 kg	28 kg
Scope of delivery	A/C unit, electrical box and control panel, seawater pump, seawater strainer, air ducts, supply-air and return-air grilles, seawater hose, through-hull fittings, fixing material, fittings, valves		

* Contains fluorinated greenhouse gases. Hermetically sealed equipment. R410A T6: 241 g / T12: 298 g / T16: 354 g. Co₂ equivalent T6: 0.503 t / T12: 0.681 t / T16: 0.799 t. GWP 2088

ACCESSORIES FOR MARINE CLIMATE SYSTEMS



SOUND COVER

Reduces the compressor noise by up to 50 % with a snug-fitting, molded cover of sound-absorbent neoprene. Easy installation, all mounting hardware is included.

Sound Cover MCS T6 kit / Ref. No. 9108723465
Sound Cover MCS T12 kit / Ref. No. 9108723467
Sound Cover MCS T16 kit / Ref. No. 9108723469



ELITE KEYPAD/DISPLAY

Easy to use with raised buttons and scroll button for mode selection. Cool-only, heat-only, dehumidify and automatic mode. Automatic humidity control reduces moisture when the boat is unattended.

Display Elite II, Eikon grey / Ref. No. 9600000844
Eikon bezel for display, graphite grey / Ref. No. 9108824444



SMART TOUCH CABIN CONTROL

Easy to use cabin control with intuitive icons and menus. The display can be customized to your own personal preferences. With an interactive screen for easy start-up, troubleshooting and help functions.

Display Smart Touch Eikon / Ref. No. 9600003187
Eikon bezel for display, graphite grey / Ref. No. 9108824444

ACCESSORIES FOR MARINE CLIMATE SYSTEMS



DOMETIC SMARTSTART IP65

The soft starter protects electronics by reducing start-up spikes in your boat's air conditioner.

- Prevents voltage spikes when starting, helps prevent power outages
- Problem-free air conditioner start-up at moorings with low quality electrical circuit protection
- Reduces startup amps by up to 65 %

Smart Start IP65 230 V / 50 – 60 / 1 16 A
12 – 30 kBTU/h / Ref. No. 9600022439
Smart Start IP65 230 V / 50 – 60 / 1 32 A
36 – 60 kBTU/h / Ref. No. 9600022440



REAL-WOOD VENTILATION GRILLES

For Dometic MCS T climate systems

- High-quality appearance
- Louvres can be removed for cleaning
- Return-air grilles have easy-to-clean, replaceable filters
- Supply-air grilles have double-deflection, moveable louvres

Contact your local Dometic office for available wooden grill models.



DOMETIC AIR DISTRIBUTION KIT

Air Distribution Kit for Dometic MCS

- Allows two cabins to be cooled or warmed simultaneously
- Flexible to ensure easy fitting regardless of existing mounting conditions
- Used with Dometic MCS 10, MCS 12, MCS 15, MCS 16 air climate control systems

Ref. No. 9108549923



DOMETIC BREATHE EASY™ AIR PURIFIER

Indoor air can be five times more polluted than outdoor air, especially on board. Not healthy for the lungs! Breathe Easy™ air purifier keeps the air you breathe clean and healthy and stops unpleasant odours.

- Special UV light produces no harmful ozone
- Diameter: 102 mm or 152 mm
- Connection-ready for 230 volts

ø 102 mm / Ref. No. 9108682881

ø 152 mm / Ref. No. 9108681937



DOMETIC PML250C

Centrifugal seawater pump for marine A/C systems, 230 V - 3 GPM, 7 ft. of head

- Efficient motor with low power consumption
- Magnetic-drive impeller means there is no seal to wear, leak or repair
- Marine-grade base and corrosion-resistant components that are in contact with water ensure durability

Ref. No. 9108549752



DOMETIC DX P800 PMA1000

Water pump for marine A/C systems, 230 V - 6 GPM, 14 ft. of head

- High-capacity centrifugal pumps
- Vibration-isolation mounts reduce noise and vibration
- Seawater-grade construction with glass-filled polypropylene or bronze pump heads

Ref. No. 9108549754



DOMETIC PMA1000C

Centrifugal seawater pump for marine A/C systems, 230 V - 12 GPM, 14 ft. of head

- Packaging of multiple essential components simplifies installation
- Expansion tank protects against thermal expansion
- Dual-scale pressure gauge is convenient for US and international customers

Ref. No. 9108549776

MORE INFORMATION AT YOUR LOCAL DEALER OR DOMETIC.COM

ROOFTOP A/C SYSTEM FOR HEAVY-DUTY APPLICATIONS

Easy to install –
no ducting,
no plumbing
required



DOMETIC DURASEA

Rooftop air conditioner, 12,000 BTU/h, polar white

Dometic's DuraSea Rooftop Air Conditioner is the ideal climate solution for supply vessels, patrol boats and houseboats. It has an extremely robust yet lightweight design with a cooling capacity of up to 12,000 BTU/h.

- An extremely robust yet lightweight design
- The 12,000 BTU/h cooling capacity is the ideal climate solution for supply vessels, patrol boats and houseboats
- Can be installed in a flat position on any horizontal deck or rooftop location to cool the area directly below it

Ref. No. 9105305765

Required part (to complete installation)

Air distribution kit / Ref. No. 9108798428

/ COOKING
/ COOLBOXES
/ REFRIGERATION

FOO BEVE





D & RAGE



FRIDGES, COOKERS & MORE

ENJOY YOUR CRUISE WITH GREAT FOOD IN GOOD COMPANY

That's what makes a great holiday – cooking and eating together, without pressure. Delicious meals prepared from the catch of the day. Sitting on deck for hours on end, chatting, admiring a marvellous sunset, and enjoying the food in good company. Dometic helps you treat yourself and your companions with a complete range of ideas for a well equipped galley.

Choose from a large range of cool boxes and refrigerators to chill your drinks and keep cheese, vegetables, seafood and meat in prime condition. Add all you need for convenient cooking: a compact hob, a nicely integrated oven, fully equipped stove with outstanding design. Of course, we also have a matching sink for your galley, a coffee maker, or a kettle.



01



02



03

01 COOKING

Cooking at sea is a pleasure with the right equipment. Dometic gives you a wide choice of hobs, ovens and stoves powered with gas or alcohol fuel, plus, a collection of sinks and space-saving hob/sink combinations. You will also find such essentials as a coffee maker and electric kettle.

02 COOLBOXES

Take your pick from our vast range of portable fridges! Compressor coolers for refrigeration and deep-freezing. Thermoelectric coolers for cooling as well as for keeping food warm. Well insulated passive iceboxes packed with ice cubes or ice packs for keeping fish and bait fresh for several days without external energy supply.

03 REFRIGERATORS

Compressor fridges for free-standing or under-the-counter use – with features you love on your fridge at home. Space-saving drawer fridges that fit into existing storage compartments. Top loading fridges using the depth of the cupboard space. No matter the size of your boat, no matter the size of your crew – Dometic has the fridge to suit.



COO



KING



GALLEY EQUIPMENT

COOKING, BAKING AND WASHING UP ON BOARD

Admittedly, galleys in boats are far smaller than your kitchen at home, but they can be just as well-equipped. Comfort specialist Dometic has designed everything you need for a well functioning galley. Choose from a handpicked collection of hobs, ovens and grills – all powered with gas, because it is the fastest and most convenient way to cook afloat.

Naturally, you will also find sinks or hob/sink combinations, some of them with a practical, heat-resistant glass lid. And, not forgetting, what would your galley be without such handy little helpers like a water kettle or a coffee machine?



01



02



03

01 COFFEE MAKERS, KETTLE


What would a boat galley be without such handy additions like a coffee maker or electric kettle? Here are some truly seaworthy devices.

02 SINKS

Built-in sinks and combination units accommodating a hob and a sink in the smallest possible space. Some models have a heat-resistant glass lid that can be folded down when the cooking is done to extend your worktop.

03 OVENS AND HOB

Why do without familiar ways of cooking food just because you're at sea? Dometic gives you a choice of gas fuelled cooking devices. From hobs and ovens to fully fledged stoves with a grill inside and a hob on top.



12 OR 24 V

DOMETIC PERFECTCOFFEE MC 01

An ideal solution where space is tight or if travelling solo, this compact coffee maker allows the perfect cup of coffee to be brewed one cup at a time.

- Compact coffee maker that brews one cup of coffee at a time
- Short five-minute brewing time
- Automatic switch-off with boil dry protection

Coffee Maker, 12 V
 Ref. No. 9600000338
 Coffee Maker, 24 V
 Ref. No. 9600000339



12 OR 24 V

DOMETIC PERFECTCOFFEE MC 052 / MC 054

This coffee maker, specifically designed for mobile use, makes up to five cups of delicious freshly-brewed coffee at a time.

- Swing filter for easy operation
- Integrated transport securing device for the glass pot
- Fixing kit for wall or desk mounting
- 5 cups per coffee pot
- Warming plate with thermostat

Coffee Maker, 12 V
 Ref. No. 9600000340
 Coffee Maker, 24 V
 Ref. No. 9600000341



12 OR 24 V

DOMETIC PERFECTKITCHEN MCK 750

There's not a lot that a sit down and a good cup of tea won't put right and this Dometic PerfectKitchen 12 V oder 24 V kettle is right there when you need it.

- A kettle designed to run off a 12 V oder 24 V power source
- Especially designed for mobile use
- Robust relay technology
- Automatic switch-off when boiling temperature is reached
- Boil-dry protection
- Status indication

Kettle, 12 V
 Ref. No. 9600014796
 Kettle, 24 V
 Ref. No. 9600014797



DOMETIC SNG 4237

Square sink with glass lid, 420 x 370 mm

- Heat-resistant safety glass lid providing more workspace when closed
- Compact design with built-in dimensions (W x D): 405 x 355 mm
- Robust stainless steel for long-life

Ref. No. 9102305034



DOMETIC SNG 4244

Square sink with glass lid, 420 x 440 mm

- Heat-resistant safety glass lid providing more workspace when closed
- Compact design with built-in dimensions (W x D): 405 x 425 mm
- Robust stainless steel for long-life

Ref. No. 9102305030



DOMETIC SNG 420

Round sink with glass lid, Ø 420 mm

- Heat-resistant safety glass lid providing more workspace when closed
- Compact design has an installation dimension (Ø) of 400 mm
- Robust stainless steel for long-life

Ref. No. 9102305032



DOMETIC HS 2420 R DOMETIC HS 2420 L

Two-burner hob and sink combination,
600 x 420 mm

- Compact sink/two-burner hob combination
- Sink is positioned on left or right side of burners
- Easy-to-clean detachable pan grids
- Built-in dimensions (W x D): 566 x 386 mm

HS 2420 R, sink positioned on right side

Ref. No. 9103301742

HS 2420 L, sink positioned on left side

Ref. No. 9103301754



DOMETIC HS 2460R DOMETIC HS 2460L

Two-burner hob and sink combination,
490 x 460 mm

- Compact sink/two-burner hob combination
- Sink is positioned on left or right side of burners
- Easy-to-clean detachable pan grids
- Built-in dimensions (W x D): 456 x 426 mm

HS 2460 R, sink positioned on right side

Ref. No. 9103301752

HS 2460 L, sink positioned on left side

Ref. No. 9103301747



SIPHONS AND TAPS

Siphon with straight waste fitting, Ø 25 mm

Ref. No. 9102300083

Siphon with straight waste fitting, Ø 20 mm

Ref. No. 9102300085

Domestic Tap AC 537

Chrome water tap

Ref. No. 9102300077

Domestic Tap AC 539

Chrome colored water tap with single lever

Ref. No. 9102300076



DOMETIC PI8062M

Two-burner gas hob with glass lid, 480 x 370 mm

- Compact two-burner hob
- Heat-resistant safety glass lid provides more workspace when closed
- Easy-to-clean detachable pan grids
- Built-in dimensions (W x D): 466 x 358 mm

Ref. No. 9102300008



DOMETIC PI8063M

Three-burner gas hob with glass lid, 560 x 440 mm

- Compact three-burner hob
- Heat-resistant safety glass lid provides more workspace when closed
- Easy-to-clean detachable pan grids
- Built-in dimensions (W x D): 546 x 428 mm

Ref. No. 9102300009




DOMETIC STARLIGHT

Gas oven with grill cabinet and 2-burner hob

This innovative slim-line gas oven with grill and two-burner hob is designed to fit in narrow spaces in boat, motorhome and caravan kitchens.

- Slim-line oven is ideal for galleys or confined spaces
- Complete with grill and two-burner hob
- Safety ignition system
- Handy transparent door to see what's cooking
- Dimensions (W x H x D):
449 x 508 x 357 mm
incl. semi-gimbal suspension:
475 x 540 x 357 mm

Ref. No. 9103303822



DOMETIC OG 2000

Built-in gas oven, 20 l capacity

- Convenient built-in gas oven with grill
- Rotary tray
- Glass door, hinged at bottom for ease of access
- Dimensions (W x H x D): 530 x 310 x 410 mm
- Built-in dimensions (W x H x D): 504 x 283 x 460 mm

Ref. No. 9103303710

DOMETIC OG 3000

Built-in gas oven, 30 l capacity

- Convenient built-in gas oven with grill
- Rotary tray
- Glass door, hinged at bottom for ease of access
- Dimensions (W x H x D): 530 x 430 x 415 mm
- Built-in dimensions (W x H x D): 500 x 410 x 460 mm

Ref. No. 9103303709



DOMETIC GASCHECKER GC 100

Pocket-sized gas level indicator for gas bottles

- Small and lightweight, easy to store away
- Provides a reliable measurement of gas level in propane tanks
- Ideal for use recreational camping, boating or at home

Ref. No. 9103500697



DOMETIC SUNLIGHT

Gas oven with 2-burner hob

This affordable, high quality slim-line gas oven looks sleek and neat. Designed to fit in narrow spaces in boat, motorhome or caravan kitchens.

- Slim-line oven is ideal for galleys or confined spaces
- Safety ignition system
- Handy transparent door to see what's cooking
- Dimensions (W x H x D): 449 x 398 x 357 mm
incl. semi-gimbal suspension: 475 x 430 x 357 mm

Ref. No. 9103303823



COOL





COOLING ON THE MOVE

THREE REFRIGERATION TECHNOLOGIES FOR MOBILE USE

We employ three different refrigeration technologies to help you keep your provisions fresh and cool throughout the cruise. Check out Europe's most extensive range of coolboxes for mobile use! No cooling system can handle every task, so whether you're better off with a compressor powered, a thermoelectric or passive cooling appliance depends entirely on how and where you intend to use your mobile fridge.

Compressor coolers can be used for refrigeration and deep-freezing. Thermoelectric coolers are suitable for cooling as well as for keeping food warm. The benefit of a passive cooler is that it does its job without an external power supply.

COOL CHAMPIONS: AWARD-WINNING COOLBOXES

Dometic coolboxes are among the best of their kind in the market, as top ratings in recent product tests have shown. The Dometic CoolFreeze CFX 40, for instance, was the undisputed winner in the 2017 coolbox test of two leading German camping magazines. The TropiCool TCX 21 was awarded a "very recommendable" rating in a test of the German Society for Technical Supervision (GTÜ) and the ACE Auto Club Europe.



01



02



03



01 PASSIVE COOLERS

Well insulated and packed with ice cubes or ice packs, our passive coolers keep food, fish, bait and game fresh for up to several days in all weather conditions, and without requiring any external power supply. They are food-safe, lightweight, easy to transport and can be tied down securely on board.

02 THERMOELECTRIC COOLERS

Thermoelectric coolers provide active cooling up to 27 °C below the ambient temperature (depending on the model). They can be used for refrigeration as well as for keeping food warm. They are lightweight and easy to transport.

03 COMPRESSOR COOLERS

Compressor coolers provide excellent cooling performance, even at extreme ambient temperatures and with minimal power consumption. They can be used for standard refrigeration as well as for deep-freezing.

ICEBOXES IN HEAVY DUTY QUALITY

Dometic iceboxes feature an extremely effective insulation system. Fitted with ice packs or ice cubes, they can keep groceries, fish, bait and wild game fresh for several days.

Two series are available – Cool-Ice WCI with adjustable carrier straps and Cool-Ice CI with a modular storage system and many practical accessories.

Tips for use!

If possible, store the Dometic iceboxes in cool surroundings for several hours before use and keep them out of direct sunlight. If being filled with drinks or groceries, we recommend chilling the items beforehand. Standard freezer packs or ice cubes are suitable as coolants. Air will compromise the cooling capacity and shorten the duration of cooling. Therefore avoid opening it unnecessarily and pack the boxes as full as possible.

COOL-ICE CI
models with large
accessory range -
perfect for
fishing



ROBUST TETHERING POINTS

Integrated in the handle anchors (WCI 33 or higher).



LABYRINTH SEAL

The labyrinth seal prevents any heat from making its way into the interior.



STABLE HANDLES

Making it easy to transport by one or two people. (WCI 33 or higher)



HEAVY DUTY QUALITY

Fit for the rigors of mobile life – can even be used as a seat or to stand on



FULLY INTEGRATED HINGES

With stainless steel rods for more stability and smooth contours



COOL-ICE CI 85W

with wheels and pull-out handle



For full technical data and reference numbers of Dometic Cool-Ice WCI and CI range see p. 116.

COOL-ICE WCI

COMPACT CLASSICS

Cool-Ice WCI series ice-boxes owe their popularity to their handy size and a practical carrier strap. Available in three sizes: 13, 22 and 33 litres.

COOL-ICE WCI
handy size
and a practical
carrier strap



COOL-ICE CI

CLEVER ORGANISERS

Cool-Ice CI series ice boxes come in six different sizes, from 43 to 111 litres. Their spacious interior is well organised by a modular storage system consisting of wire baskets and dividers. Sturdy carrying handles on both sides facilitate transport. Practical accessories add the finishing touch.



TIP

COOL ACCESSORIES FOR CI SERIES

Cool-Ice CI boxes are even cooler with the right accessories. Seat cushions, fishing rod holders and bottle openers make them indispensable companions for fishermen, campers and other nature lovers.

See p. 116



UNIVERSAL LEISURE COOLERS

“Cool fun” for picnic beginners and professionals – available in two different model versions, both with a USB connection for charging mobile devices. Dometic CoolFun SC stands for high-performance thermoelectric cooling at a good price. The practical leisure coolers provide cooling up to 18 °C below the ambient temperature.

Our recommendation for picnic professionals is the SC 38, because it offers an ample storage capacity of 37 litres and many convenient extras: sturdy wheels and a telescopic handle for ease of transport, a flexible interior partition system, a split lid for minimal cooling loss, and the option to keep lunch warm if required.



12/24 V



230 V



COOLING AND HEATING MODE



A++

DOMETIC COOLFUN SC 30

Portable thermoelectric cooler, 29 l

This quality thermoelectric cooler is ideal for car journeys, camping, picnics or even in the office. Portable, cool convenience!

- Versatile carrying handle serves to support or lock the lid
- USB port for charging mobile devices
- 29 l capacity has room for 2 l bottles

Ref. No. 9600000486



A++

DOMETIC COOLFUN SC 38

Thermoelectric cooler with wheels and telescopic handle, 37 l

This quality thermoelectric cooler is ideal for car journeys, camping, picnics or even in the office. Portable, cool convenience!

- Versatile carrying handle serves to support or lock the lid
- USB port for charging mobile devices
- Wheels and telescopic handle

Ref. No. 9600000487



USB PORT

for charging mobile devices



SPLIT LID

and removable partition



CONNECTIONS

for 12 V DC and 230 V AC

THE NEW TROPICOOOL GENERATION

COOLBOXES WITH ACTIVE BATTERY PROTECTION – ALSO WARMS FOOD

Fresh design with soft-touch controls and a digital display – these are the hallmarks of the new Dometic TropiCool TCX series. The new generation of our popular high-tech coolers features a lot of inner values: intelligent power-save circuit, individually adjustable temperature, and an active battery protection system that prevents excessive discharging of the vehicle battery.

TropiCool TCX coolers provide cooling up to 27 °C below the ambient temperature. If desired, they will also keep food warm. Activating the heating function supplies temperatures of up to +65 °C.

- Cooling up to 27 °C below ambient temperature, heating up to +65 °C
- 12 / 24 / 230-volt connection as standard with priority circuit for mains operation
- Intelligent power-save circuit
- Active battery protection prevents deep discharge of the vehicle battery
- TC special electronics with a soft-touch control panel



12/24 V



230 V



COOLING AND HEATING MODE



A++



A++



A++

DOMETIC TROPICOOOL TCX 14

Portable thermoelectric cooler, 14 l

Thermoelectric cooler in a fresh new design. Offering convenient, efficient and portable cooling or heating.

- Convenient 12 or 24 V DC and 230 V AC cooler
- Refrigerates down to 27 °C below ambient temperature, heats up to +65 °C
- Active battery protection prevents deep discharge of the vehicle battery

Ref. No. 9600013319
UK Ref. No. 9600013929

DOMETIC TROPICOOOL TCX 21

Portable thermoelectric cooler, 20 l

Thermoelectric cooler in a fresh new design. Offering convenient, efficient and portable cooling or heating.

- Convenient 12 or 24 V DC and 230 V AC cooler
- Refrigerates down to 27 °C below ambient temperature, heats up to +65 °C
- Active battery protection prevents deep discharge of the vehicle battery

Ref. No. 9600013320
UK Ref. No. 9600013930

DOMETIC TROPICOOOL TCX 35

Portable thermoelectric cooler, 33 l

Thermoelectric cooler in a fresh new design. Offering convenient, efficient and portable cooling or heating.

- Convenient 12 or 24 V DC and 230 V AC cooler
- Refrigerates down to 27 °C below ambient temperature, heats up to +65 °C
- Active battery protection prevents deep discharge of the vehicle battery

Ref. No. 9600013321
UK Ref. No. 9600013931



"LIGHT" COMPRESSOR TECHNOLOGY
**EXTREMELY
COMPACT**



These coolers are remarkably lightweight and easy to carry thanks to the use of a compact compressor. Fitted with a shoulder strap, carrier bar or handles, they can be taken absolutely anywhere. Storage won't ever be a problem either, as the super-slim design means they fit into a small space perfectly.

Performance is another plus factor: refrigeration and deep-freezing down to $-18\text{ }^{\circ}\text{C}$ with minimal power consumption, regardless of the outside temperature. Dometic CoolFreeze CF series coolers are ready for connection to 12/24 volts DC and 100 – 240 volts AC, so they can be used simply everywhere.



12/24 V



100 – 240 V



SOLAR
OPERATION



DOMETIC COOLFREEZE CF 11

Portable compressor cooler and freezer, 10.5 l

This remarkably lightweight compressor cooler is extremely compact and easy to use.

- Extremely compact, super-slim design
- Refrigeration and deep-freezing
- With shoulder strap for easy transport

Ref. No. 9600005337

UK Ref. No. 9600005338



DOMETIC COOLFREEZE CF 16

Portable compressor cooler and freezer, 15 l

This remarkably lightweight compressor cooler is extremely compact and easy to use.

- Extremely compact, super-slim design
- Refrigeration and deep-freezing
- Compact compressor, therefore lightweight

Ref. No. 9600005339

UK Ref. No. 9600005340



DOMETIC COOLFREEZE CF 26

Portable compressor cooler and freezer, 21.5 l

This remarkably lightweight compressor cooler is extremely compact and easy to use.

- Extremely compact, super-slim design
- Refrigeration and deep-freezing
- Compact compressor, therefore lightweight

Ref. No. 9600005341

UK Ref. No. 9600005343



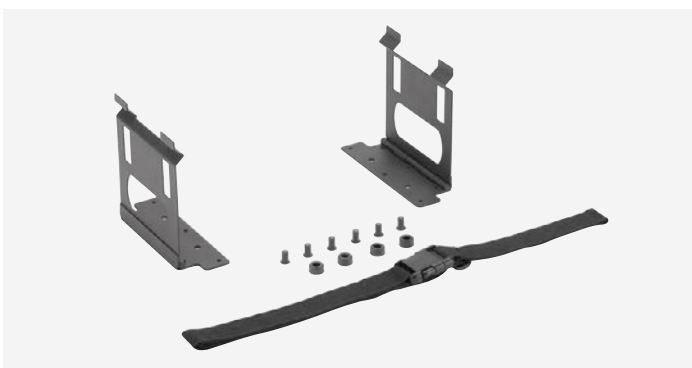
Two integrated drink holders (CF 11)



Digital display



Lift-out wire basket (CF 26)



DOMETIC COOLFREEZE CF-CDF-FK

Vehicle fixing kit for CF 16 – 50, CDF 16 – 46

Universal fixing kit for secure mounting of cooler in the vehicle.

- For secure use of cooler while on the move
- For safe fastening of cooler
- Universal fixing kit to suit CoolFreeze CF 16 to CF 50, CDF 16 to CDF 46

Ref. No. 9105303708



MULTI-PURPOSE FRIDGE AND FREEZERS

DOMETIC COOLFUN



DOMETIC COOLFREEZE CF-CBS

Coolbox stand for CoolFreeze boxes

- No need to strain your back – place your coolbox at a comfortable height
- The sturdiest stand within its category: load capacity up to 80 kg
- With a light weight of 2 kg and full collapsibility, transport is easy!

Ref. No. 9600000689

CLASSIC COOLER AND FREEZER ALSO AVAILABLE AS HYBRID MODEL

Are you looking for a highly efficient cooling unit for the awning, the patio or the garage workshop? The Dometic CoolFun CK 40D AC compressor cooler is just what you need: deep-freezing down to -15°C , a capacity of 38 litres and an incredibly low price! The hybrid model of the tried and tested appliance is even more versatile, it features a supplementary thermoelectric unit in addition to the compressor, allowing the cooler to also be operated using a 12-volt

vehicle battery. Pre-cooled goods can therefore be kept as cool as required even during journeys to your holiday destinations. From the outside, both cooler variants look alike: elegant black finish and sleek sheet-steel housing with integrated handles.



DOMETIC COOLFUN CK 40D

Portable compressor cooler, 230 V, 38 l

A multi-purpose fridge and freezer, this compressor cooler is highly efficient and provides excellent performance.

- Powerful AC compressor for continuously variable temperature from $+10^{\circ}\text{C}$ to -15°C
- Extra-strong insulation with all-round rubber seal
- Portable cooler with high performance

Ref. No. 9600004297*
UK Ref. No. 9600005416



DOMETIC COOLFUN CK 40D HYBRID

Portable hybrid cooler and freezer, 38 l

A multi-purpose fridge and freezer, this hybrid compressor cooler is highly efficient and provides excellent performance.

- Powerful compressor powered by 230 V AC for cooling or freezing; additional thermoelectric unit for use with 12 V battery for cooling only
- Extra-strong insulation with all-round rubber seal
- 38 l capacity has space for 2 l bottles

Ref. No. 9600000482*
UK Ref. No. 9600000572



Easy to handle: The deep-freeze function (down to -15°C) keeps even perishable food fresh.



Easy-to-read digital temperature display (in compressor mode).



Vertical space for 1.5 and 2 litre bottles standing

FOOD & BEVERAGE
COOLBOXES / COOLFREEZE CFX

COOLFREEZE CFX COMPRESSOR COOLERS

OUR MOST POWERFUL COMPRESSOR COOLERS EVER!

Energy class A++ and freezer temperatures down to -22°C ! With its CoolFreeze CFX series, the refrigeration specialist Dometic proves how milestones are made. Its specially-developed high-performance compressor and extra strong insulation have allowed the energy consumption to be reduced by up to 35 % compared to its predecessors.



12/24 V



100 - 240 V



SOLAR
OPERATION



**DEEP FREEZING
DOWN TO -22°C**

**UP TO 35 % LESS POWER
CONSUMPTION!**

**TEMPERATURE CONTROL BY
WIFI APP***

STAY COOL!

Fitted with heavy-duty features like reinforced corners, stainless-steel hinges and a robust lid lining, the hi-tech coolers in the CFX series can withstand the most demanding of loads. Even so, they are remarkably lightweight and easy to transport. The CFX 35W to CFX 100W models give you the convenient option of controlling and monitoring the cooling temperature by WiFi app.

BENEFITS WITH CFX SERIES

- Suitable for deep freezing down to -22°C
- Excellent cooling performance even at extremely high outside temperatures
- 12/24 volts DC and 100 – 240 volts AC
- CFX special electronics with digital temperature display
- Extremely efficient and superbly quiet operation
- USB port for charging smartphones or MP3 players
- Drain plugs make cleaning simple
- Suitable for solar operation
- Heavy-duty version
- Temperature control by WiFi app*



TEMPERATURE CONTROL VIA WIFI APP

All CoolFreeze CFX coolers (except CFX 28) can be conveniently controlled by smartphone. Our WiFi app gives you plenty of options. You can set different cooling temperatures, battery protection levels and temperature alarms. Or switch your cooler on and off from a distance.

Features & functions

- Temperature setting via slider or button
- Programming of battery protection levels and temperature alarms
- Display of current temperature, energy source, voltage and warning messages
- ON/OFF switch for cooler (or individual compartments of a dual-zone model)
- Android and iOS version available



LED LIGHT

Energy-efficient LED interior light



CONNECTIVITY

USB port for charging small electronic devices



QUICK OVERVIEW

Electronic thermostat with digital temperature display

* Models CFX 35W, CFX 40W, CFX 50W, CFX 65W, CFX 100W, CFX 75DZW, CFX 95DZW



Up to 35% less power consumption!

THE SPECIAL CFX ELECTRONICS

The CFX series is equipped with special electronics which start up the compressor gently while saving energy. If the preset temperature is not reached within a short period of time, or a temperature below -12°C has been set, the turbo cooler switches on automatically to boost the compressor speed. As soon as the set temperature is reached, the CFX special electronics switch back to energy-saving mode.

- Intelligent, automatic turbo cooler
- 3-stage battery protection, set using the digital display
- 4-digit digital display (Celsius or Fahrenheit)
- Any temperature can be chosen
- Operating status and error display
- Memory function for storing set values



CONTROLLED VIA WIFI APP

A++

DOMETIC COOLFREEZE CFX 35W

Portable compressor cooler and freezer, 32 l

- Storage volume: 32 l
- Excellent cooling performance even at extremely high outside temperatures
- Suitable for deep-freezing down to -22°C
- Very efficient and quiet operation. Suitable for solar operation
- Heavy-duty design with reinforced corners, stainless steel hinges and robust lid coating
- CFX special electronics with digital temperature display
- Temperature control via WiFi app

Ref. No. 9600000470
UK Ref. No. 9600000471



TESTSIEGER
REISE MOBIL INTERNATIONAL
7/2017

Camping, Cars & caravans
TESTSIEGER

TEST WINNER
2017

CONTROLLED VIA WIFI APP

A++

DOMETIC COOLFREEZE CFX 40W

Portable compressor cooler and freezer, 38 l

- Storage volume: 38 l
- Excellent cooling performance even at extremely high outside temperatures
- Suitable for deep-freezing down to -22°C
- Very efficient and quiet operation. Suitable for solar operation
- Heavy-duty design with reinforced corners, stainless steel hinges and robust lid coating
- CFX special electronics with digital temperature display
- Temperature control via WiFi app

Ref. No. 9600000472
UK Ref. No. 9600000473

CFX 28:
26-litre
compact
class



DOMETIC COOLFREEZE CFX 28

Portable compressor cooler and freezer, 26 l

- Storage volume: 26 l
- Excellent cooling performance even at extremely high outside temperatures
- Suitable for deep-freezing down to -22°C
- Very efficient and quiet operation. Suitable for solar operation
- Heavy-duty design with reinforced corners, stainless steel hinges and robust lid coating
- CFX special electronics with digital temperature display

Ref. No. 9600000468

UK Ref. No. 9600000469

Vehicle fixing kit for CFX 28

Ref. No. 9600000166

A++



CONTROLLED
VIA WIFI APP

A++

DOMETIC COOLFREEZE CFX 50W

Portable compressor cooler and freezer, 46 l

- Storage volume: 46 l
- Excellent cooling performance even at extremely high outside temperatures
- Suitable for deep-freezing down to -22°C
- Very efficient and quiet operation. Suitable for solar operation
- Heavy-duty design with reinforced corners, stainless steel hinges and robust lid coating
- CFX special electronics with digital temperature display
- Temperature control via WiFi app

Ref. No. 9600000474

UK Ref. No. 9600000475



CONTROLLED
VIA WIFI APP

A++

DOMETIC COOLFREEZE CFX 65W

Mobile compressor cooler and freezer, 53 l

- Storage volume: 53 l
- Excellent cooling performance even at extremely high outside temperatures
- Suitable for deep-freezing down to -22°C
- Very efficient and quiet operation. Suitable for solar operation
- Heavy-duty design with reinforced corners, stainless steel hinges and robust lid coating
- CFX special electronics with digital temperature display
- Temperature control via WiFi app

Ref. No. 9600000476

UK Ref. No. 9600000477



DOMETIC COOLFREEZE CFX 100W

Mobile compressor cooler and freezer, 88 l

- Storage volume: 88 l
- Excellent cooling performance even at extremely high outside temperatures
- Suitable for deep-freezing down to -22 °C
- Very efficient and quiet operation. Suitable for solar operation
- Heavy-duty design with reinforced corners, stainless steel hinges and robust lid coating
- CFX special electronics with digital temperature display
- Temperature control via WiFi app

Ref. No. 9600000536*

UK Ref. No. 9600000650



NEW! DOMETIC CFX-IC35 / -IC40 / -IC50

Insulated protective covers for CFX 35W, 40W or 50W

- Thermal insulation improves compressor efficiency and reduces power usage in hot climates.
- Reflective fabric provides thermal barrier against heat from direct sunlight.

CFX-IC35 for CFX 35W / Ref. No. 9600014416
CFX-IC40 for CFX 40W / Ref. No. 9600014417
CFX-IC50 for CFX 50W / Ref. No. 9600014418



DOMETIC COOLFREEZE CF-CBS

Coolbox stand for CoolFreeze boxes

- No need to strain your back – place your coolbox at a comfortable height
- The sturdiest stand within its category: load capacity up to 80 kg
- With a light weight of 2 kg and full collapsibility, transport is easy!

Ref. No. 9600000689



DOMETIC CI-FK

Fixing kit for coolboxes

- Heavy duty straps
- Low profile tie-down anchor points

Ref. No. 9108400905

SIMULTANEOUS COOLING AND FREEZING

COOLFREEZE CFX DZ

Do you want to store fresh produce, or preferably frozen food? Dometic CFX DZ series coolers satisfy all your needs with their dual-zone refrigeration system. Even simultaneous cooling and freezing is possible. The large CFX DZW models give you two practical extra features. First, the temperature can be set and monitored with an easy-to-use WiFi app. Second, the two temperature zones have separate controls, so they can be precisely set as required.



12/24 V



100 - 240 V



SOLAR
OPERATION



DOMETIC COOLFREEZE CFX 75DZW

Mobile compressor dual-zone cooler and freezer, 70 l

- Storage volume: 70 l (43 l and 27 l)
- Two temperature zones makes simultaneous cooling and freezing possible
- Suitable for deep-freezing down to -22°C
- Very efficient and quiet operation. Suitable for solar operation
- Heavy-duty design with reinforced corners, stainless steel hinges and robust lid coating
- CFX special electronics with digital temperature display
- Temperature control via WiFi app

Ref. No. 9600001409*

UK Ref. No. 9600001413

DOMETIC COOLFREEZE CFX 95DZW

Mobile compressor dual-zone cooler and freezer, 85 l

- Storage volume: 85 l (50.5 l and 34.5 l)
- Two temperature zones makes simultaneous cooling and freezing possible
- Suitable for deep-freezing down to -22°C
- Very efficient and quiet operation. Suitable for solar operation
- Heavy-duty design with reinforced corners, stainless steel hinges and robust lid coating
- CFX special electronics with digital temperature display
- Temperature control via WiFi app

Ref. No. 9600000480*

UK Ref. No. 9600000163



REFRIGE



RATION

CLIMATE

FOOD & BEVERAGE

HYGIENE & SANITATION

POWER & CONTROL

SAFETY & SECURITY



COOL CONVENIENCE

BUILT-IN AND FREE-STANDING REFRIGERATORS – WELL EQUIPPED LIKE YOUR FRIDGE AT HOME

Are you looking for a new refrigerator? A space-saving fitted model or a free-standing one with ample capacity for a longer cruise? We have put together a collection of cooling solutions that satisfy every need – compact and mid-sized drawer fridges, top loaders using the depth of the cupboard space and free-standing premium refrigerators well equipped like your fridge at home. Stainless steel, stainless look, noble black or white front – just choose the design to match your galley!

If you are looking for a smart solution to turn unused nooks and crannies on board into a refrigerated storage space, check out our ColdMachine cooling units. You will also find ready-to-use package solutions including a cooling unit and matching evaporator.



01 DRAWER FRIDGES

Space-saving and convenient: CoolMatic CD 20 / CD 30 built-in drawer fridges. Fit into existing storage compartments and ideal for the flybridge. One size up: CoolMatic drawer fridges with 38.5 or 57 litres of well organised cooling space and a freezer compartment that can be removed to make room for more refrigerated items.

02 TOP LOADING FRIDGES

Use the depth of the cupboard space! Our top loaders CoolMatic CB 36 / CB 40 provide 36 or 40 litres capacity for your provisions. Where space is limited, the cooling unit can be detached and fitted separately.

03 COMPRESSOR REFRIGERATORS

Three attractive refrigerator series for free-standing or under-the-counter use. CoolMatic CRX with stainless steel or stainless steel effect fronts. CoolMatic HDC for larger yachts and commercial vessels. New this year: 10-series RC refrigerators with full-height handle, removable freezer and best-in-class cooling power.

04 COOLING UNITS

Great for self-made fridges: wide choice of cooling units, evaporators and cold accumulators. Also available with attractive package prices.

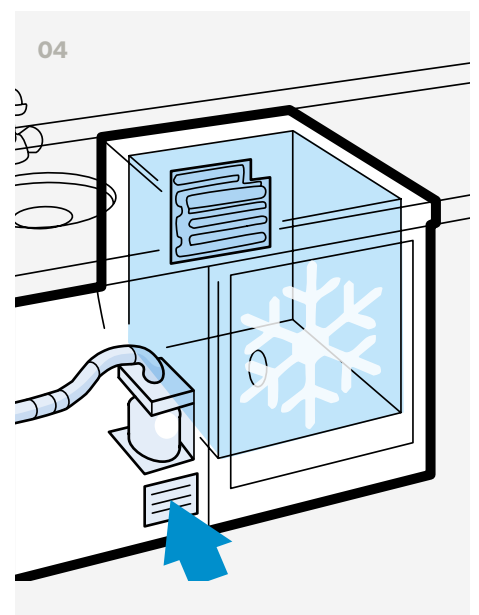
02



03



04





DOMETIC COOLMATIC CD 20 / CD 20W / CD 20S

Compressor drawer fridge, 20 l

- Compact design and smart solution: the cooling unit can be fitted to the side of the cooler (left or right) and up to 1.5 m away
- Space saving, flat and compact design is ideal for confined areas
- Unlock and open with a single movement

CD 20, black front / Ref. No. 9600008369
 CD 20W, white front / Ref. No. 9600008371
 CD 20S, stainless steel front / Ref. No. 9600008370



DOMETIC COOLMATIC CD 30 / CD 30W / CD 30S

Compressor drawer fridge, 30 l

- Compact design and smart solution: the cooling unit can be fitted to the side of the cooler (left or right) and up to 1.5 m away
- Space saving, flat and compact design is ideal for confined areas
- Unlock and open with a single movement

CD 30, black front / Ref. No. 9105330621
 CD 30W, white front / Ref. No. 9105330622
 CD 30S, stainless steel front / Ref. No. 9105330620



DOMETIC COOLMATIC CB 36

Top-loading built-in compressor refrigerator, 36 l

- Space saving, compact design is ideal for small spaces
- Suitable for solar power
- Superb cooling performance. Range: +10 °C to -12 °C
- Detachable cooling unit (1.5 m supply cable)

Ref. No. 9105204434



DOMETIC COOLMATIC CB 40

Top-loading built-in compressor refrigerator, 40 l

- Space saving, compact design is ideal for small spaces
- Suitable for solar power
- Superb cooling performance. Range: +10 °C to -12 °C
- Detachable cooling unit (1.5 m supply cable)

Ref. No. 9105204435

DOMETIC COOLMATIC HDC 275

Compressor refrigerator, 277 l

Fridges don't come much bigger than this! With a storage volume of 277 l including a 75 l freezer, this fridge is ideal for big groups, big trips and big eaters.

- The large freezer at bottom for easier fridge access. Deep freeze to -18°C !
- An extra large fridge to keep you well stocked for the extra long journeys
- Variable door hinges and locks (right or left) offer convenient access
- Magnetic seal on the door
- Interior light
- 12 or 24 V DC
- Suitable for solar operation

Ref. No. 9105204439

Large
separate
freezer
compartments



SOLAR
OPERATION



12/24 V



SOLAR
OPERATION



12/24 V



SOLAR
OPERATION



12/24 V



SOLAR
OPERATION



12/24 V



DOMETIC COOLMATIC HDC 155FF

Compressor refrigerator, 117 l

- The 17 l freezer has its own separate compartment. Deep freeze to -18°C !
- Variable door hinges and locks (right or left) offer convenient access

Ref. No. 9105204436

DOMETIC COOLMATIC HDC 195

Compressor refrigerator, 173 l

- The 41 l freezer has its own compartment and door. Deep freeze to -18°C !
- An extra large fridge to keep you well stocked for the extra long journeys
- Variable door hinges and locks (right or left) offer convenient access

Ref. No. 9105204437

DOMETIC COOLMATIC HDC 225

Compressor refrigerator, 228 l

- The 44 l freezer has its own compartment and door. Deep freeze to -18°C !
- An extra large fridge to keep you well stocked for the extra long journeys
- Variable door hinges and locks (right or left) offer convenient access

Ref. No. 9105204438

NEW! DOMETIC 10-SERIES RC COMPRESSOR POWER FOR YOUR GALLEY

NEW!
10 series with
compressor
power

What matters to you when you are setting out in your boat? Being free and independent every day? Always able to change course spontaneously? Go ahead – the compressor refrigerators in the Dometic 10 series give you all the independence you want. Despite their compact outer dimensions, they have impressive cooling power, and even a freezer compartment. That means you will be well supplied with everything at all times – even if you cannot buy fresh food every day, and no matter where your adventure takes you.

- New, attractive cabinet design
- Elegant aluminum door handle extending over the complete fridge height
- Best-in-class cooling performance – with low energy consumption
- Patented removable freezer compartment
- Pleasantly quiet and economical operation in night mode
- Boost function for fast cool-down of food items



Handy handle
Convenient opening thanks to a full-height handle



CONVENIENT CONTROL PANEL

LED display for ON/OFF, cooling stage and operating mode (Standard/Silent/Boost)



LED LIGHT

For uniform illumination of the entire cooling compartment



TWO-POINT LOCKING DEVICE

For utmost safety in every situation, including winter position



PATENTED REMOVABLE FREEZER COMPARTMENT

Makes more room for cooling if required



NEW INTERIOR CONCEPT

For utmost flexibility and the best possible use of the cooling space – including wine bottle function



OPTIONAL ACCESSORIES

Stackable boxes, matching egg tray, ice cube maker with practical sliding lid

INNOVATIVE FEATURES THAT MAKE A DIFFERENCE

The new 10-series RC compressor refrigerators come with many patented solutions that give you a new level of convenience and independence. Fitted with a powerful compressor cooling unit, they give you reliable cooling and deep-freezing in all climates. The patented freezer compartment can be easily removed to make more room for refrigerated goods. Setting the cooling level is child's

play: the user-friendly control panel is integrated in the front for convenient access. You can also switch to night mode, or activate the boost function for super-fast cooling.



NEW! DOMETIC RC 10.4 70

Compressor refrigerator, 70 l, LED display

- Best-in-class cooling performance
- Maximum flexibility due to patented removable freezer compartment
- Ventilation only via front panel - no additional opening necessary
- Pleasantly quiet and economical operation in night mode
- Boost function for fast cool-down of food items
- Two-point locking mechanism for increased safety

Ref. No. 9105204621

Optional accessories

Storage kit for 10-series absorption refrigerators
Ref. No. 9600006299

NEW! DOMETIC RC 10.4 90

Compressor refrigerator, 90 l, LED display

- Best-in-class cooling performance
- Maximum flexibility due to patented removable freezer compartment
- Ventilation only via front panel - no additional opening necessary
- Pleasantly quiet and economical operation in night mode
- Boost function for fast cool-down of food items
- Two-point locking mechanism for increased safety

Ref. No. 9105204623

Optional accessories

Storage kit for 10-series absorption refrigerators
Ref. No. 9600006299

COOLMATIC CRX

THE 3-IN-1 REFRIGERATORS

The compressor refrigerators in the CoolMatic CRX series are ingenious quick change artists. Their trick is no secret, but a patented Dometic invention. The freezer compartment can simply be pulled out to make room for a larger fridge or freezer. The desired temperature is set on the soft touch control panel which is mounted flush in the inner wall and elegantly integrates the LED light. There's smart electronics behind it: the system regulates the compressor speed therefore achieving energy savings of up to 25 %.

**COOLING, FREEZING
OR BOTH AT THE SAME TIME**

**UP TO 25 % LESS
ENERGY CONSUMPTION!**

**FRONTS IN STAINLESS STEEL
OR WITH A STAINLESS STEEL
LOOK**



3 IN 1 SYSTEM

**FLEXIBLE USE OF THE COOLING SPACE,
THANKS TO THE REMOVABLE FREEZER COMPARTMENT***

* Dometic CoolMatic CRX 50, CRX 65 and CRX 80

SO COOL!

- Choice of five models: from 45 to 130 litres in capacity and with standard or redesigned stainless steel door
- 3-in-1 versatile interior solution. Either full cabinet cooling, freezing or combination (CRX 50, CRX 65 and CRX 80)
- Variable speed compressor with three performance levels for efficient, low-noise operation
- Fan speed automatically adjusts to the ambient temperature: full speed at high temperatures, low speed and superbly silent running when temperatures are low
- Perfect temperature control with elegantly integrated soft touch control panel
- Door lock with dual function (locking / ventilation)
- Standard or flush-mount installation frame available as accessory



Stainless steel AISI 316 grade (V4A) ...



... or stainless look front panel

The CoolMatic CRX series, available in five sizes (CRX 50 / CRX 65 / CRX 80 with removable freezer compartment) with stainless steel front or stainless steel effect front



Soft touch control panel



Spacious, full-width crisper drawer



Installation with standard or flush-mount frame

FOOD & BEVERAGE

REFRIGERATION / COMPRESSOR REFRIGERATORS

Small or medium-sized boat, single person or big family – nobody has to go without a Dometic CoolMatic refrigerator. You can choose a size between 39 litres and 130 litres, a freezer is always included. The CRX models are optionally available with a stainless look or genuine stainless steel front panel.

The cooling unit of the CRP 40 can be fitted separately to save space. The large CoolMatic CRX 140 operates on any DC supply and on every mains supply in the world, too: a 12/24 volt and 100 – 240 volt connection is included as standard!



12/24 V



230 V
(CRX 140)



QUIET

DOMETIC COOLMATIC CRP 40 / CRP 40S

Compressor refrigerator, 12 / 24 volts DC

- Storage volume: approx. 39 litres, including 5.3 litres freezer compartment
- Weight: 19 / 21 kg
- Dimensions (W x H x D):
380 x 536 x 545 mm
- 1.5 m supply cable

CRP 40, stainless steel look front panel

Ref. No. 9105204517

CRP 40S, stainless steel panel

Ref. No. 9105204441

DOMETIC COOLMATIC CRX 50 / CRX 50S

Compressor refrigerator, 12 / 24 volts DC

- Storage volume: approx. 45 litres, including 4.4 litres freezer compartment
- Weight: 17 / 18 kg
- Dimensions (W x H x D):
380 x 534 x 500 mm

CRX 50, stainless steel look front panel

Ref. No. 9105306565

CRX 50S, stainless steel panel

Ref. No. 9105306566

DOMETIC COOLMATIC CRX 65 / CRX 65S

Compressor refrigerator, 12 / 24 volts DC

- Storage volume: approx. 57 litres, including 7 litres freezer compartment
- Weight: 18 / 19 kg
- Dimensions (W x H x D):
448 x 525 x 545 mm

CRX 65, stainless steel look front panel

Ref. No. 9105306568

CRX 65S, stainless steel panel

Ref. No. 9105306569

DOMETIC COOLMATIC CRX 80 / CRX 80S

Compressor refrigerator, 12 / 24 volts DC

- Storage volume: approx. 78 litres, including 7.5 litres freezer compartment
- Weight: 20 / 21 kg
- Dimensions (W x H x D):
475 x 640 x 528 mm

CRX 80, stainless steel look front panel

Ref. No. 9105306570

CRX 80S, stainless steel panel

Ref. No. 9105306571

DOMETIC COOLMATIC CRX 110 / CRX 110S

Compressor refrigerator, 12 / 24 volts DC

- Storage volume: approx. 104 litres, including 9 litres freezer compartment
- Weight: 22.5 / 23.5 kg
- Dimensions (W x H x D):
520 x 745 x 558 mm

CRX 110, stainless steel look front panel

Ref. No. 9105306572

CRX 110S, stainless steel panel

Ref. No. 9105306573

DOMETIC COOLMATIC CRX 140 / CRX 140S

Compressor refrigerator, 12 / 24 volts DC and 100 – 240 volts AC as standard

- Storage volume: approx. 130 litres, including 11 litres freezer compartment
- Weight: 30 / 31 kg
- Dimensions (W x H x D):
525 x 815 x 620 mm

CRX 140, stainless steel look front panel

Ref. No. 9105306578

CRX 140S, stainless steel panel

Ref. No. 9105306580

* Dometic CoolMatic CRX 50, CRX 65 and CRX 80



PULL-OUT FRIDGES

WITH REMOVABLE FREEZER COMPARTMENT

Who doesn't appreciate seeing their food and provisions smoothly sliding out towards them? Our drawer fridges have a convenient way of letting you keep track of what you have. Bottles are firmly secured with a bracket. The removable freezer compartment makes

room for more refrigeration if required. Both drawer fridges are available in two versions: with a stainless steel front panel or in matt silver. The perfect cooling solution, particularly for smaller boats.



12/24 V

Removable
freezer
compartment



12/24 V

DOMETIC COOLMATIC CRD 50 / CRD 50S

Pull out fridge and freezer, 12 / 24 volts DC

- Storage volume: approx. 38.5 litres, freezer compartment: approx 6 litres
- Weight: 17 / 18 kg
- Power consumption: 1.5 Ah/h at +25 °C ambient temperature, 1.8 Ah/h at +32 °C ambient temperature, both at +5 °C interior temperature

CRD 50, stainless steel look front panel / Ref. No. 9105306581

CRD 50S, stainless steel panel / Ref. No. 9105306582

DOMETIC COOLMATIC CRX 65D / CRX 65DS

Pull out fridge and freezer, 12 / 24 volts DC

- Storage volume: approx. 57 litres, freezer compartment: approx 7 litres
- Weight: 20 / 21 kg
- Power consumption: 1.14 Ah/h at +25 °C ambient temperature, 1.8 Ah/h at +32 °C ambient temperature, both at +5 °C interior temperature

CRX 65D, stainless steel look front panel / Ref. No. 9105306540

CRX 65DS, stainless steel panel / Ref. No. 9105306548


COOLING UNITS FOR ENTRY-LEVEL AND PROFESSIONAL USE



DOMETIC COLDMACHINE SERIES 50

Entry-level units at a great price


- Designed for small refrigerator capacities (up to approx. 130 litres) and for use in cool waters
- Equipped with a power-regulated compressor
- Two air-cooled units of different body shapes
- Three evaporator types each designed to precisely match the compressor performance
- Corrosion-resistant stainless steel mounting plate
- Impeccable operation in inclined position



DOMETIC COLDMACHINE SERIES 80

Professional units for individual cooling comfort

- Designed for small and medium refrigerator capacities (up to approx. 250 litres) and for use in warmer waters
- Equipped with a power-regulated compressor
- Three air-cooled units of different body shapes
- Seven evaporator types and one cold accumulator with automatic programme controller, each designed to precisely match the compressor performance
- Corrosion-resistant stainless steel mounting plate
- Impeccable operation in inclined position



DOMETIC COLDMACHINE SERIES 90

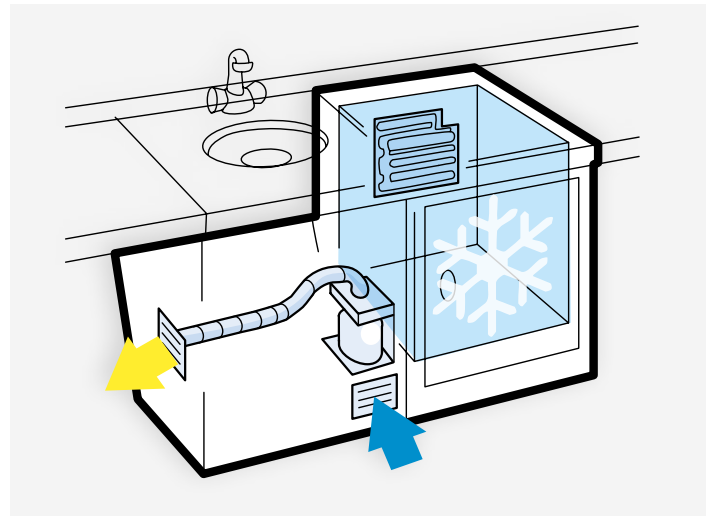
Professional units for highest demands

- Designed for extra-large refrigerator capacities (up to approx. 400 litres), for deep-freeze cooling (up to approx. 200 litres) and for use in tropical waters
- Equipped with a power-regulated high-performance compressor (25 % more cooling power)
- Three air-cooled units of different body shapes
- Three evaporator types and one cold accumulator with automatic programme controller, each designed to precisely match the compressor performance
- Corrosion-resistant stainless steel mounting plate
- Impeccable operation in inclined positions
- With AEO electronics (Adaptive Energy Optimiser)

ATTRACTIVELY PRICED PACKAGES

COOLING UNIT + EVAPORATOR

Why bother configuring when you can have a complete package at a nice price? Based on one of our best-selling entry-level cooling units, Dometic ColdMachine CU 55, these two package solutions are fine for smaller refrigerator capacities and for use in cold waters. Package 1 includes an L-shaped evaporator for refrigerator capacities up to 100 litres, package 2 uses an O-shaped evaporator for refrigerator capacities up to 130 litres. Both evaporators are suitable for horizontal or vertical installation.



Attractive
package
price!



PACKAGE 1

DOMETIC CU-55 + VD-01

Complete cooling system with L-evaporator for max. 100 l

This compressor cooling unit and evaporator package offers superb value for money. Capable of cooling up to 100 l.

- The evaporator can be installed vertically or horizontally
- The corrosion resistant stainless steel mounting plate offers durability
- Suitable for solar operation

Ref. No. 9105306621

PACKAGE 2

DOMETIC CU-55 + VD-07

Complete cooling system with O-evaporator for max. 130 l

This compressor cooling unit and evaporator package offers superb value for money. Capable of cooling up to 130 l.

- The evaporator can be installed vertically or horizontally
- The corrosion resistant stainless steel mounting plate offers durability
- Suitable for solar operation

Ref. No. 9105306622

/ CLEANING ACCESSORIES
/ TOILETS
/ HOLDING TANK SYSTEM

HYGI SANIT





ENERGIZATION




HYGIENE & SANITATION

ENJOY YOUR CRUISE WITH HOME COMFORTS ON BOARD

We want you to travel in complete comfort. This is the idea behind our hygiene range, which offers sophisticated, mobile toilet concepts and practical, easy-to-use accessories for undiminished holiday enjoyment. Reap the benefits of decades of research and development with homelike comfort and convenience, and the pleasant feeling of freshness, free from unpleasant odours.

Dometic provides toilet solutions for every size of boat and every demand on comfort. For reliable and odour-free waste discharge, our engineers have designed a holding tank system that is easy to install, easy to use and compliant with ISO 8099 standards. A complete range of special cleaners and a handy battery vac help you keep everything ship-shape on board.



01 CLEANING ACCESSORIES

Specialists for every cleaning task on board: cleaners for toilets, refrigerators and stainless steel surfaces, for grills, awnings and boat covers. Powerful and gentle at the same time. Battery powered vacuum cleaner – cordless for easy use, compact for easy storage.


02 TOILETS

Dometic MasterFlush electric macerator toilets – quick and easy to install, quiet and with a powerful flush. Ideal for connection to a holding tank. Dometic portable toilets with 360° pressurised flush, large flush water tank and splash-free disposal system.

03 HOLDING TANK SYSTEM

Stores toilet black water until it can be discharged. Choose from a large range of tanks in various shapes and sizes. Or construct a tailor-made system with our holding tank accessories and components.




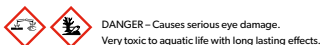


DOMETIC POWERCARE TABS

Sanitation additive for waste holding tanks, 16 tabs

- No spills or mess
- The dose is pre-measured so no possible overdosing and waste
- Easy storage in a handy tub

Ref. No. 9600000125



DOMETIC GREENCARE TABS

Sanitation additive for waste holding tanks, 16 tabs

- An environmentally friendly toilet tab that doesn't cost the earth
- The dose is pre-measured – which prevents using too much and cuts down on wastage
- No spills or mess

Ref. No. 9600000133



DOMETIC TANK CLEANER

Tank cleaner for waste holding tanks, 10 tabs

- Easy and economical dosing with tabs
- Effortless cleaning with active foam
- Gentle on the environment

Ref. No. 9600000150




DOMETIC SANITARY RINSE

Sanitation fluid for flush water tanks, 500 ml

- Improved hygiene
- A fresh smell after every flush
- Clean flush water and a clean bowl
- Economical dosing
- Suitable for plastic and ceramic

Ref. No. 9600000151




DOMETIC SANITARY RINSE SPRAY

Toilet bowl spray, 500 ml

- Improved hygiene
- A fresh smell after every use
- Ideal for toilets operated on a central fresh water system
- Easy spray application before or after flushing
- Suitable for plastic and ceramic

Ref. No. 9600000152

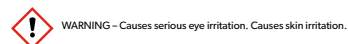


DOMETIC SANITATION CLEANER

Sanitation and toilet bowl cleaner, 500 ml

- Power gel with good adhesive effect
- Highly effective, economical to use
- For toilets, sinks, showers, etc.

Ref. No. 9600000134





DOMETIC STAINLESS STEEL CLEANER

Stainless steel cleaner, 500 ml

- Leaves only sparkle and a streak-free shine
- Easily dissolves fat and grease
- Ideal for Dometic hobs and sinks

Ref. No. 9600000149



DOMETIC OVEN BBQ CLEANER

Oven and BBQ cleaner, 500 ml

- Removes tough to move grease and burnt-on food
- Practical to use on vertical surfaces and leaves a natural scent
- Leaves a sparkling effortless shine

Ref. No. 9600000159



DOMETIC AWNING CLEANER


Awning and boat cover cleaner, 500 ml

- Removes even deep-clinging dirt in textiles
- Fast acting and effective cleaner
- Restores material to former splendor

Ref. No. 9600000165



Danger – Causes serious eye damage. Causes skin irritation.



DOMETIC MULTI-PURPOSE CLEANER

Multi-purpose and refrigerator cleaner, 500 ml

- Easy to use spray for vertical surfaces
- A bio-alcohol based spray that also removes ice build-up in refrigerators
- Leaves a sparkling effortless shine

Ref. No. 9600000142



DOMETIC WINDOW CLEANER SET

Window cleaner set for acrylic glass

- Removes all types of dirt, even grease and persistent nicotine film, from acrylic windows
- Prevents static build-up and dust accumulation without using a solvent
- Comes with a special cloth, acrylic cleaner, and acrylic polish

Ref. No. 9600000132

Acrylic glass polish 75 ml / Ref. No. 9600000128

Acrylic glass cleaner 250 ml / Ref. No. 9600000129

Special polishing cloth / Ref. No. 9600000130



Warning – Flammable liquid and vapour. Causes serious eye irritation



Warning – Flammable liquid and vapour. Causes serious eye irritation



Clean result,
nice price!



DOMETIC CV 1004

Vacuum cleaner system

In every home on wheels space is at a premium. That's why you'll gladly welcome this space-saving vacuum cleaner into your mobile home.

- Compact dimensions allow integration into available cavities, saving valuable space
- Powerful enough to extract tough dirt from every nook and cranny
- So convenient and so much value at such a reasonable price
- Automatic on and off upon hose engagement or disengagement saves space, too
- Long hose (12 m) and two ports ensure no dirt or dust can escape your reach
- Compact vacuum unit dimensions conserve space
- Upgrades with Dometic VacPort, an uptake port for swept-up floor dust and dirt

Ref. No. 9103501126

Vacuum cleaner bag (5 pieces) for the central vacuum cleaning system

Dometic CV 1004

Ref. No. 9103501128



DOMETIC VACPORT

Sweep Inlet Valve

Sweep inlet valve for the central vacuum cleaning systems Dometic CV 1004 and CV 2004

- So practical it goes where the dirt is
- So convenient it activates and deactivates automatically
- So serious about dirt, that it comes with integral LED lighting
- Includes installation hardware
- Integrates into Dometic CV 1004 or CV 2004 system
- Allows you to clean heavy-traffic areas or just sweep quickly through in between vacuuming

Ref. No. 9103501127

BATTERY-POWERED WET/DRY VACUUM CLEANER

The handy vacuum cleaner comes complete with integrated battery – no need for an external power supply. Its substantial vacuuming power is more than a match for even the most stubborn dirt or fluids. Following an extended round of vacuuming, the battery is recharged through the power socket, making it ready for the next round. Thanks to its compact design, PowerVac can be stored anywhere – storage compartments, garage, boot or broom cupboard. A handy universal appliance – both on the move and at home.



DOMETIC POWERVAC PV 100

Vacuum Cleaner

Wet and dry vacuum cleaner with a 12 V rechargeable battery

- Convenient battery vacuum cleaner for use in vehicles or at home
- Maximum mobility with a rechargeable 12 V battery
- This vacuum cleaner cleans wet or dry dirt
- Can be recharged from 12 and 230 V
- Easy to clean dust container and fabric filter

Ref. No. 9600000348



UPHOLSTERY NOZZLES



EASY-TO-CLEAN FILTER



CREVICE TOOL FOR CORNERS



Small but
handy and
space-
saving!

HYGIENIC AND COMPACT: PORTABLE TOILETS

Convenient, space-saving hygienic comfort for your boat. The portable toilets from Dometic combine many useful functions in the smallest of spaces.

- Portable toilet in two sizes
- 8.7 litre flush water tank – sufficient for 27 flushes
- Push-button operation
- Strong 360° pressure flush for effective cleaning
- Tank level indicator protects against overflow
- Ingenious disposal system: extra-long, pivoting spout and vent openings for clean, splash-free discharge
- Back-up tank, discharge kit and fixing kit as accessories



DOMETIC COMFORTCARE

Toilet paper, 4 rolls

A special, easily-soluble and extra-soft double-ply toilet paper with 250 sheets per roll.

- This toilet paper is specially formulated
- It is fast and easily soluble preventing blockages
- Incredibly soft yet strong

Ref. No. 9600000126



DOMETIC BRUSH & STOW

Toilet cleaning brush

- Small brush head – custom designed for compact travel toilets
- Wall mounted container for a secure hold during the journey
- Push-release for non-contact brush head replacement

Ref. No. 9600005999



DOMETIC 972

Portable toilet, white and grey

A portable and convenient lightweight toilet that is perfect for smaller vehicles and tents due to the unique space-saving design. The push-button technology makes it easy to use and will always ensure a powerful and hygienic flush with less pump and less mess. The toilet has a waste holding tank capacity of 9.8 l.

- Space saving with a 9.8 l waste holding tank
- Portable so you can take it anywhere
- Less mess due to an extra-long, pivoting discharge spout
- Dimensions (W x H x D): 334 x 318 x 387 mm

Ref. No. 9108557679



DOMETIC 976

Portable toilet, white and grey

A portable and convenient lightweight toilet that is perfect for smaller vehicles and tents due to the unique space-saving design. The push-button technology makes it easy to use and will always ensure a powerful and hygienic flush with less pump and less mess. The toilet has a waste holding tank capacity of 18.9 l.

- Space saving with an 18.9 l waste holding tank
- Portable so you can take it anywhere
- Less mess due to an extra-long, pivoting discharge spout
- Dimensions (W x H x D): 334 x 387 x 387 mm

Ref. No. 9108557681



DOMETIC BACK-UP TANK FOR DOMETIC 972 AND 976 TOILETS

A replacement tank that's ideal for use with the Dometic 972 and larger 976 portable toilets.

- A spare tank for when you might need one
- Just in case of emergencies
- Easy to store away

Dometic DTK976 / Ref. No. 9107100031

Dometic DTK972 / Ref. No. 9107100030



DOMETIC 970-FK

Fixing kit for Dometic 970 series toilets

The Dometic 970-FK is a secure hold-down bracket kit designed for all Dometic 970 series portable toilets. Its stainless steel hardware resists corrosion and works with the lower tank locking handle for easy removal from the floor surface.

Ref. No. 9108559158


MASTERFLUSH TOILETS WITH 360° ORBIT BASE TECHNOLOGY

The space-saving toilet is ideal for retrofitting. Its small footprint fits the plumbing points of most commonly used boat toilets and best of all, the 360° ORBIT installation feature means the base can be fixed to any angle to the bowl to avoid walls or adapt to diverse bathroom layouts. Another asset is the highly effective macerator system, its 10-blade stainless steel cutting blade cuts through the waste for optimum effectiveness.

NEW!
With
soft-close
lid



Award-
winning
design!



**EASY DROP-IN REPLACEMENT
FOR MANUAL TOILETS**

360° ROTATING BASE

**HOMELIKE COMFORT AND
HYGIENE**

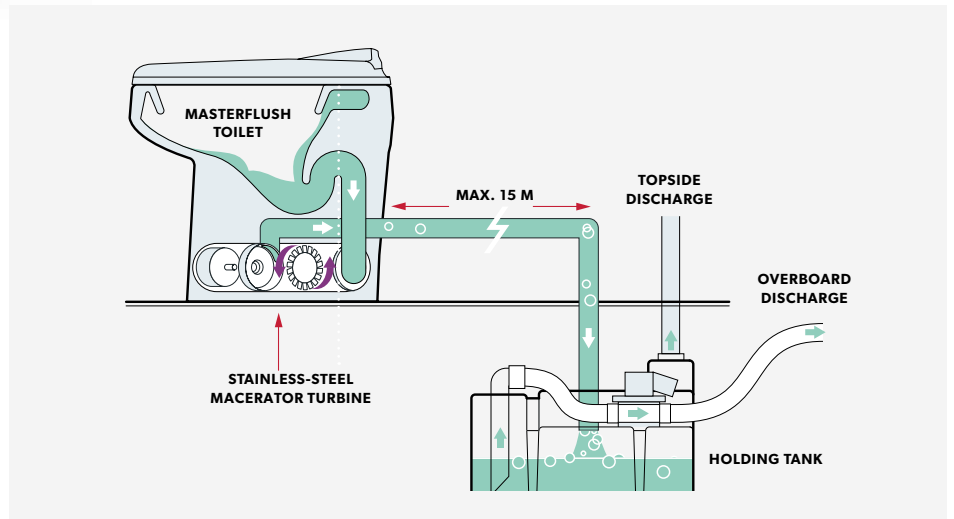


Easy drop-in replacement for manual toilets

1. Full, flat back ledge hides all plumbing when viewed from above
2. Residential size, round front enameled wooden seat for homelike comfort
3. Aesthetic seat-to-bowl matching contour
4. Deeply sloped bowl enhances user hygiene
5. 360° rotating base
6. Integrated electric water valve
7. Macerator pump and enclosure
8. Water supply line to bowl and check valve

MASTERFLUSH INSTALLATION

Dometic MasterFlush electric toilets install quickly and easily. They work with an integrated lifting and macerating unit, operate quietly and offer good flushing performance. Ideal for connecting to a holding tank, which may also be located further away.



Versatile installation in tight spaces: 360° base-to-bowl rotation.



Homelike comfort with residential-size seat. Deep sloping toilet bowl ensures hygiene.



Dual-stage macerator with stainless steel cutting blades pulverizes waste for optimum discharge flow.



DOMETIC MASTERFLUSH MF 7160 / 7120

Electric macerator toilet with 360°-ORBIT base technology, standard height, sea water or fresh water flush

- MF 7160, sea water, 12 V / Ref. No. 9108833973
- MF 7160, sea water, 24 V / Ref. No. 9108833974
- MF 7120, fresh water, 12 V / Ref. No. 9108833970
- MF 7120, fresh water, 24 V / Ref. No. 9108833972



DOMETIC MASTERFLUSH MF 7220 / 7260

Electric macerator toilet with 360°-ORBIT base technology, low-profile, sea water or fresh water flush

- MF 7220, fresh water, 12 V / Ref. No. 9108834283
- MF 7260, sea water, 12 V / Ref. No. 9108834285



DOMETIC MASTERFLUSH 8152 / 8156

Electric macerator toilet, standard height, 12 or 24 volts

- 8152, 12 V / Ref. No. 9108553023
- 8156, 24 V / Ref. No. 9108553024



DOMETIC MASTERFLUSH 8112 / 8116

Electric macerator toilet, low-profile model, 12 or 24 volts

- 8112, 12 V / Ref. No. 9108553021
- 8116, 24 V / Ref. No. 9108553022

EXTRA QUIET MODELS WITH EXTERNAL (OR REMOTE) SEAWATER PUMP

The Dometic MasterFlush range includes two models with an external (remote) seawater pump. This clever installation solution provides extra quiet operation and even more comfort in the smallest room on board.

- External seawater pump for quiet operation
- Powerful pump performance allows remote placement away from the head
- Strong flow and inlet water strainer for robust, bowl-clearing flush every time
- MF 7165 model with external pump PLUS benefits of space-saving ORBIT feature and large, deep bowl
- MF 8165 model with external pump in low-profile style with various flush options and designed for easy installation



QUIET



DOMETIC MASTERFLUSH MF 7165

Electric macerator toilet with 360°-ORBIT base technology, standard height, sea water flush

Ref. No. 9108887101 (12 V DC)



DOMETIC MASTERFLUSH MF 8165

Electric macerator toilet, low-profile, sea water flush

Ref. No. 9108887102 (12 V DC)

8900 SERIES MACERATOR TOILETS

STYLE, QUALITY AND VERSATILITY

The Dometic MasterFlush 8900 series gives boat builders and owners unprecedented freedom of choice. Toilet only or comfort model with integrated bidet function, low profile or standard height, through-the-floor or through-the-wall discharge – everything is

possible. All models feature a contemporary soft-close seat. MasterFlush 8900 series macerator toilets come standard with the Dometic Flush Touchpad. A control element to fit Vimar/Gewiss frames is available as optional accessory.



DOMETIC MASTERFLUSH MF 8979 / 8989

Electric macerator toilet, standard height, 12 V

- Powerful flush with steel macerator
- Compact design with angled back saves space
- Conserve water with low flush option
- With soft close seat

8979, Standard, 12 V / Ref. No. 9108553155

8989, Standard, toilet/bidet, 12 V / Ref. No. 9108684198

DOMETIC MASTERFLUSH MF 8939 / 8949

Electric macerator toilet, low-profile, 12 V

- Powerful flush with steel macerator
- Compact design with angled back saves space
- Conserve water with low flush option
- With soft close seat

8939, Low-profile, 12 V / Ref. No. 9108553050

8949, Low-profile, toilet/bidet, 12 V / Ref. No. 9108684175



DOMETIC MF-DFS

Flush switch panel for electronic MasterFlush toilets

- The backlit buttons light the way
- Useful indicator lights show the status
- Includes a 3 m cable to connect the circuit board and flush switch

Ref. No. 9108782202



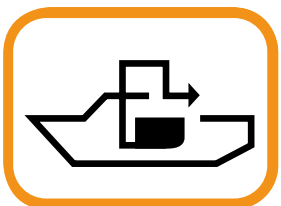
HOLDING TANKS FOR MARINE TOILETS

Dometic has been a leading supplier of holding tank systems in the original equipment sector for decades. Know-how and experience gained in numerous OEM projects are the basis for our successful retrofit solutions. Dometic holding tanks are especially developed for the European market and fully comply with ISO 8099 standards. They are long lasting and odour-free, easy to install and to operate.

DOMETIC DHT42L / DHT61L / DHT88L / DHT110L / DHT137L

Holding tank for marine toilets
Available in 5 sizes: 42, 61, 88, 110 and
137 litres

DHT42L / Ref. No. 9107100001
DHT61L / Ref. No. 9107100002
DHT88L / Ref. No. 9107100003
DHT110L / Ref. No. 9107100004
DHT137L / Ref. No. 9107100005



Pre-fitted
and pre-
tested



ACCESSORIES FOR HOLDING TANK SYSTEMS



DOMETIC TANKSAVER

Safety relief valve for holding tanks.

- The relief valve protects your tank from collapsing due to excessive suction
- It is easy to install as no sealant is needed
- Makes an excellent odour seal too

Ref. No. 9108554455



DOMETIC HT-DTK

Diptube kit for holding tanks

- Prevents clogging and reduces tank effluent
- Fits tanks up to 30" (762 mm) in height
- Easy to install

Ref. No. 9108558205

Accessory

90° elbow fitting kit for DTK Diptube Kit

Ref. No. 9108558704



DOMETIC DVF

Vent filter for holding tanks

- Dispels the need to use harmful chemicals
- The most effective odor absorbing filter material used
- Fresh and clean air the environmentally friendly way

Ref. No. 9108849515



DOMETIC DTM04

Multi-level tank monitor with /without ventilation

- Monitors four levels in waste tank; includes one set of tank probes. All panels monitor empty, low, mid, and full levels
- Full-tank shutdown option prevents overflow
- Monitor panel available in black or white

DTM04 with ventilation / Ref. No. 9108554495

DTM04 without ventilation

Ref. No. 9108554496



DOMETIC DTM01C

Single-level tank monitor for holding tanks

- Takes control and warns when the tank is full
- Easy to install, it has a reliable and proven design
- A bright red warning light lets you know not to flush

Ref. No. 9107100009



DOMETIC DTM01P

Single-level tank monitor for holding tanks

- Indicates when holding tank is full and toilet should not be flushed (to prevent overfilling)
- Low power usage, only 0.016 A
- Includes full-tank sensor

Ref. No. 9108688891

PUMPS AND CONTROLS

FOR RELIABLE HOLDING TANK DISCHARGE



DOMETIC DTW12 / DTW24

Holding tank discharge pump, 12 V or 24 V

- Self-priming – can be placed above water tank
- Quiet operation
- Thermally protected motor

Dometic DTW12, 12 V / Ref. No. 9107100006

Dometic DTW24, 24 V / Ref. No. 9107100007



DOMETIC DTD01-12 / DTD01-24

Tank discharge control for DTM04 tank monitor, 12 V or 24 V

- Takes control to stop accidental discharge
- Allows manual discharge when in unrestricted waters
- Eradicates the need for Y valves making plumbing simple

Dometic DTD01-12, 12 V / Ref. No. 9107100011

Dometic DTD01-24, 24 V / Ref. No. 9107100012

DOMETIC POWERPUMP

PowerPump pressurised water pumps from Dometic are self-priming, can run dry without being damaged, and are energy-efficient and quiet. Scope of delivery includes a filter and three 12.5 mm (1/2") hose connectors. Easy to install.

- Powerful yet quiet and economical
- Self-priming – can be placed above water tank
- Runs dry without damage
- Maintenance-free diaphragm design

PP127, 7 l/min, 12 V / Ref. No. 9600000455

PP1210, 10 l/min, 12 V / Ref. No. 9600000456

PP1217, 17 l/min, 12 V / Ref. No. 9600000457



- / BATTERY CHARGERS
- / INVERTERS
- / BATTERY CARE AND MORE
- / LIGHTING

POW CON





ER & TROL



STAY CONNECTED

SMART ACCESSORIES FOR RELIABLE POWER SUPPLY – ANYTIME, ANYWHERE

You're in a remote location, at least an hour's cruise from the nearest power source. You need power to run your appliances. No problem. We provide a complete range of solutions to keep you connected and in control. Enjoy your cruise with all the comforts of home. Mobile energy systems from Dometic guarantee a perfect power supply on

board. Lightweight and compact battery chargers keep the batteries in good condition. Sine wave inverters deliver 230 volts AC power for your comfort appliances. The models in our new inverter generation give you unprecedented comfort and independence.



01



02

01 LITHIUM BATTERY

An energy storage medium far superior to commonly used lead-acid or lead-gel batteries: a portable “power pack” for your 12 V devices. Lighter, stronger and much faster to recharge!

02 BATTERY CARE AND MORE

PerfectBattery accessories keep batteries in shipshape condition, even after long periods of standstill. The battery controller keeps an eye on the batteries, checking the load, the charge currents and the charging status.

03 BATTERY CHARGERS

Dometic offers all kinds of battery chargers. The mobile MPC is perfect for charging and maintaining your engine starter battery, whereas the fixed installed MCA chargers charge and maintain also bigger auxilliary batteries in a gentle and fast way.



03

04 INVERTERS

A range of sine wave inverters – ideal for sensitive 230-volt devices. Well proven inverter models generating a modified sine wave voltage, which is fine for many standard applications.

05 INVERTER/CHARGER COMBO

Sine wave inverter and automatic battery charger all in one: this smart combo device gives you maximum independence in terms of power supply. Available in two performance classes, 1200 or 2000 watts.



04



05

DOMETIC PLB40

MAINTAIN POWER AFTER IT'S GONE

This market-leading battery system is the utilising cutting-edge technology which is a result of years of research and development. The Dometic PLB40 has powerful, integrated Lithium Iron Phosphate (LiFePO₄) battery cells, providing an energy supply of 512 Wh. Ideal for powered coolers and other 12 V appliances while on adventures, the PLB40 provides up to 40 hours of cooling time for a Dometic CFX 40W on a single charge. The integrated DC-DC charger offers three convenient ways to charge via: the vehicle 12 V socket, solar panel or AC power. The battery's integrated battery management system protects the PLB40 from under-voltage, over-voltage, short circuiting and overheating for optimum charge time, performance and storage. With this power management system, the Dometic PLB40 has a cycle of life which is up to five times longer than more commonly used lead-acid batteries.

POWERFUL CHARGING

**12 V, SOLAR OR AC
THREE-WAY CHARGE**

LIGHTWEIGHT AND COMPACT



Portable
power for
12 V devices

RELIABLE POWER SUPPLY

The PLB40 supplies e.g. the Dometic cooler CFX 40W
(see page 42) with power for 40 hours!



SUPERIOR PERFORMANCE



NEW! DOMETIC PLB40

Portable lithium battery, 40 Ah

The Dometic PLB40 Ah Lithium Iron Phosphate battery delivers high levels of mobile power – up to 40 hours of Dometic CFX 40W cooling on a single charge. Designed for powering powered coolers and other 12 V appliances while being off-grid. Thanks to its lightweight and compact design you can enjoy true independence and travel off-grid for longer.

- Enables you to travel off-grid for longer
- Three-way charging via 12 V socket, solar panel or AC house power
- Extremely lightweight, ergonomically designed stainless steel carry-handle
- Built-in LCD screen displays: capacity, charging status and output
- Specifically designed for Dometic CFX and other powered coolers
- Powerful battery cells provide 512 Wh of energy, 40 Ah
- Can power a Dometic CFX 40W cooler for up to 40 hours on a single charge

Ref. No. 9600012878



HIGH CAPACITY

Lithium iron phosphate (LiFePo4) battery provides 40 Ah or 512 Wh of power in a small package



VERSATILE CHARGING

Charge with a vehicle's 12 V DC cigarette outlet, solar panel, or included wall charger



MULTIPLE POWER OUTPUTS

Power 12 V accessories, Dometic powered coolers, or small electronics

DOMETIC MPC 01

INTELLIGENT BATTERY MANAGEMENT SYSTEM

How's the charge state of the battery going? The battery controller from Dometic can provide an exact analysis at any time. Voltage, current and temperature are identified by a battery sensor. The system calculates the available and dischargeable capacity as

well as the charge status, and displays the remaining charging or discharging time. All values are shown on the easy-to-read, self-explanatory display.



DOMETIC MPC 01

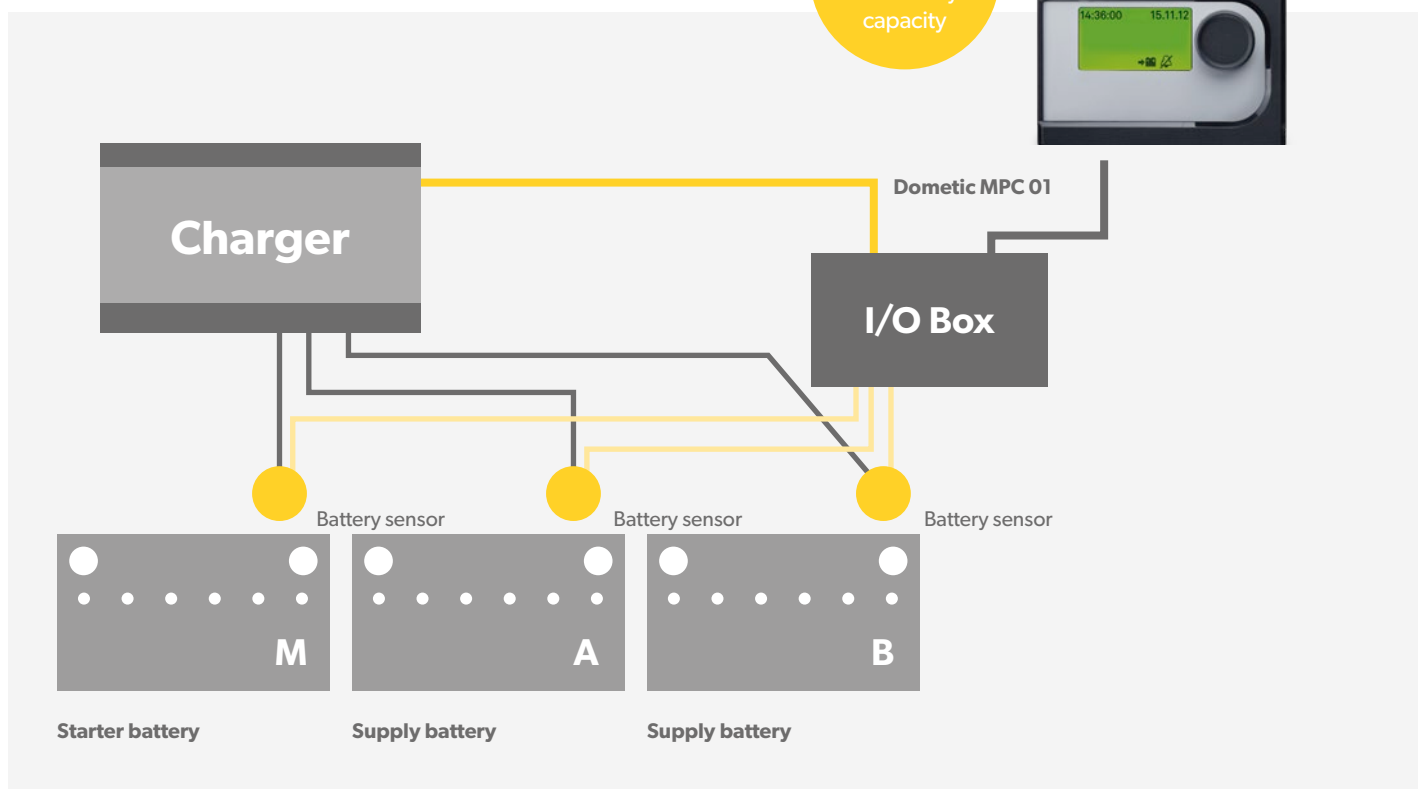
Battery management system with display and battery sensor

- Offers users full control over their batteries
- Easy to use control panel displays all important battery parameters
- Battery low warning prevents unexpected power problems
- Can be upgraded with three additional battery sensors
- CIS bus interface for integration in complex power management systems
- The ideal add-on for Dometic PerfectCharge battery chargers

Ref. No. 9102500073

INFORMATION AND OPERATING PANEL

The pleasingly self-explanatory display of the Dometic MPC 01 ensures all information on the status of up to four batteries can be called up any time. The various menus can be displayed by turning the rotary push button. The menu displayed can be accessed at the touch of the button, allowing parameters to be changed.



MOBILE 12-VOLT BATTERY CHARGERS

Speed and accuracy are the hallmarks of the 12-volt premium chargers in the Dometic PerfectCharge MCP series. Designed for convenient one-button operation, they feature a controlled microprocessor, 8-step charging curve that even gives all kinds of lead acid batteries the optimal maintenance and charge. A practical wall cradle holding the charger, the cables and up to four battery

indicators keeps the compact gadgets ready to hand. The delivery kit also includes a 12-volt cable which can be used to recharge flagging batteries from the cigarette lighter socket.




DOMETIC PERFECTCHARGE MCP 1204

Battery charger, 4 A, 12 V

- Suitable for start-stop batteries – microprocessor controlled, 8-step charging technology
- Automatically adapts to the battery's charging condition
- Simple one-button operation

Ref. No. 960000026
UK 9600000189



DOMETIC PERFECTCHARGE MCP 1207

Battery charger, 7 A, 12 V

- Suitable for start-stop batteries – microprocessor controlled, 8-step charging technology
- Automatically adapts to the battery's charging condition
- Simple one-button operation

Ref. No. 960000027
UK 9600000190



DOMETIC PERFECTCHARGE MCP-WB

Wall bracket for MCP battery chargers

- Specially designed for Dometic PerfectCharge MCP series chargers
- Keeps the charger ready to hand
- Also holds the three connection cables and up to four battery indicators

Ref. No. 9102500079



DOMETIC PERFECTCHARGE BI 01

Battery indicator for MCP 1204 and MCP 1207

- Specially designed for Dometic PerfectCharge MCP series chargers
- Simple one-button operation
- Also suitable as a mobile tool – e.g. to check the batteries of seasonal vehicles

Ref. No. 9600000094

OPTIONAL BATTERY INDICATOR

Indispensable for a quick battery check: the compact battery indicator Dometic PerfectCharge BI 01 is also designed for one-button operation. It has a dedicated input for the Dometic battery chargers MCP 1204 and MCP 1207. Four LEDs indicate the charging condition of the connected lead acid battery in 25 % steps. The indicator can be permanently fitted in the vehicle or used as a mobile tool, e.g. to check the batteries of exhibition vehicles or seasonal vehicles.



DOMETIC PERFECTBATTERY BR 12

Battery refresher, 12 V

- Gives batteries a longer life
- Reduces sulphate build-up
- Prevents cold start problems

Ref. No. 9600000093



DOMETIC PERFECTBATTERY BC 100

Battery conditioner, 12 V

- Keeps 12 V batteries in prime condition
- Ideal for seasonal vehicles such as motorbikes, campers, boats and vintage cars
- All-in-one battery charger and conditioner

Ref. No. 9600000092

MATURE IUOU CHARGING TECHNOLOGY

A model of success, featured in our product range for years. The reasonably priced PerfectCharge IUOU compact charger was designed for charging leisure batteries of up to 100 Ah. This makes it suitable for the battery in the aid of manoeuvring for example. With its large input voltage range, the charger effortlessly compensates for power fluctuations. Advanced switch-mode technology ensures high energy efficiency.

- Modified IUOU characteristics optimised for charging wet, gel and AGM batteries
- Prevents battery overcharging by limiting time of the UO phase
- Fast charging despite mains fluctuations
- Can also be used as a mains supply unit



DOMETIC PERFECTCHARGE IU 812

IUOU charger for 12 V wet, gel and AGM batteries

This well proven battery charger has featured in our product range for many years. Designed for charging leisure batteries of up to 100 Ah, it will also keep the battery of your caravan mover in good shape. Reliable switch-mode technology ensures high energy efficiency.

- For batteries up to 100 Ah, such as a caravan mover
- Fast and gentle charging despite mains fluctuations
- Can also be used as a mains supply unit

Ref. No. 9600000037




IUOU CHARGERS BY DOMETIC ... GIVE YOUR BATTERIES A LONGER LIFE!

Faster full-capacity charging times – faster installation – favourable price: the PerfectCharge IUOU chargers from Dometic offer a complete line-up of compelling features. They're suitable for all lead-acid batteries and deliver especially gentle and – thanks to a 6-stage charging characteristic – especially fast charging times. A CI BUS interface also turns the chargers into genuine "networkers" that can be integrated perfectly into existing CI BUS systems as needed. With their surprisingly lightweight and compact design, the devices offer problem-free installation even in restricted spaces.

ACCESSORIES FOR PERFECTCHARGE

Enhance your Dometic PerfectCharge IUOU battery charger with customised accessory solutions and benefit from the perfection of your charging technology!

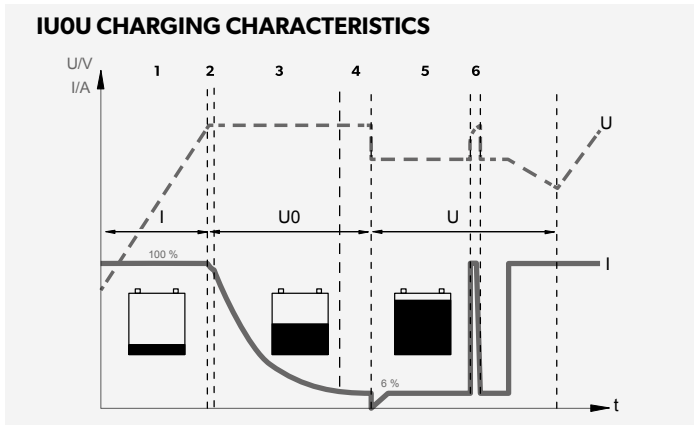
- Temperature sensor MCA-TS1 / Ref. No. 9600000099
- Hella Sensor MCA-HS1 for 12 V / Ref. No. 9600000101
- Remote control MCA-RC1 / Ref. No. 9600000100



COMPACT, LIGHTWEIGHT, FAST TO INSTALL

Starter batteries and supply batteries are designed for different tasks. To start the engine, starter batteries must initially supply a high current level and will then serve as an energy buffer with smaller partial cycles. Supply or on-board batteries, in contrast, are discharged at lower current levels over longer periods of time and then charged again. This means they are subjected to considerably higher loads. These special features must be factored into the

charging technology to protect the batteries from damage and ensure they have a long service life. The IUOU battery chargers from Dometic PerfectCharge function using a unique six-stage charging cycle. They provide optimum charging for all gel, AGM and wet batteries, because they charge quickly and gently at the same time.



6-STAGE IUOU CHARGING CHARACTERISTICS

- 1 I-phase: The discharged battery is charged with constant current until the battery voltage reaches the charge voltage.
- 2 – 4 U0-phase: 3-stage absorption charging phase with constant voltage (U0). The battery charge is determined within the first two minutes, after which the main charging phase follows. This ends when the battery is fully charged or the charge current is less than 6% of the nominal charging current for 15 mins.
- 5 U-phase: The charger switches over to float charging.
- 6 Conditioning: Every 12 days, the charger switches back into phase I to revitalise the battery and prevent sulphation.



CHARGING OF 1 BATTERY + STARTER BATTERY

DOMETIC PERFECTCHARGE MCA 1215

IUOU battery charger, 15 A, 12 V

- Gentle charging of 12 V batteries with optimised 6-stage IUOU charging technology
- Simultaneous charging of one battery plus the starter battery
- Very compact design, lightweight and easy to install

Ref. No. 960000028
UK 9600000179

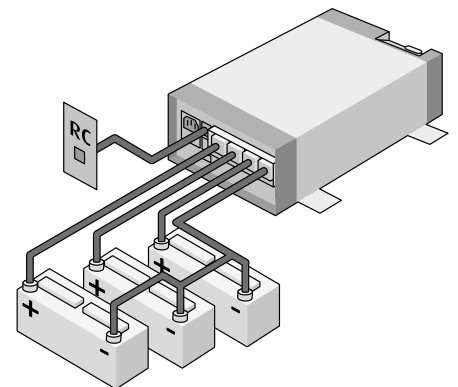
CHARGING OF 2 BATTERIES + STARTER BATTERY

DOMETIC PERFECTCHARGE MCA 1225

IUOU battery charger, 25 A, 12 V

- Gentle charging of 12 V batteries with optimised 6-stage IUOU charging technology
- Simultaneous charging of 2 batteries + starter battery
- Very compact design, lightweight and easy to install

Ref. No. 960000029
UK 9600000180





CHARGING OF 2 BATTERIES + STARTER BATTERY

DOMETIC PERFECTCHARGE MCA 1235

IUOU battery charger, 35 A, 12 V

- Gentle charging of 12 V batteries with optimised 6-stage IUOU charging technology
- Simultaneous charging of 2 batteries + starter battery
- Very compact design, lightweight and easy to install

Ref. No. 9600000030
UK 9600000181



CHARGING OF 3 BATTERIES

DOMETIC PERFECTCHARGE MCA 1250

IUOU battery charger, 50 A, 12 V

- Gentle charging of 12 V batteries with optimised 6-stage IUOU charging technology
- Simultaneous charging of 3 batteries + starter battery
- Very compact design, lightweight and easy to install

Ref. No. 9600000031
UK 96000000182



CHARGING OF 3 BATTERIES

DOMETIC PERFECTCHARGE MCA 1280

IUOU battery charger, 80 A, 12 V

- Gentle charging of 12 V batteries with optimised 6-stage IUOU charging technology
- Simultaneous charging of 3 batteries
- Very compact design, lightweight and easy to install

Ref. No. 9600000032
UK 9600000183



CHARGING OF 2 BATTERIES

DOMETIC PERFECTCHARGE MCA 2415

IUOU battery charger, 15 A, 24 V

- Gentle charging of 24 V batteries with optimised 6-stage IUOU charging technology
- Simultaneous charging of 2 batteries
- Very compact design, lightweight and easy to install

Ref. No. 9600000033
UK 9600000184



CHARGING OF 3 BATTERIES

DOMETIC PERFECTCHARGE MCA 2425

IUOU battery charger, 25 A, 24 V

- Gentle charging of 24 V batteries with optimised 6-stage IUOU charging technology
- Simultaneous charging of 3 batteries
- Very compact design, lightweight and easy to install

Ref. No. 9600000034
UK 9600000185



CHARGING OF 3 BATTERIES

DOMETIC PERFECTCHARGE MCA 2440

IUOU battery charger, 40 A, 24 V

- Gentle charging of 24 V batteries with optimised 6-stage IUOU charging technology
- Simultaneous charging of 3 batteries
- Very compact design, lightweight and easy to install

Ref. No. 9600000035
UK 9600000186

PERFECTPOWER DCC POWER TO DEPEND ON

PerfectPower DCC charging converters make sure your battery will always get an optimal charge during the cruise. They create a stable output voltage that is also fine for sensitive electronic devices. Based on state-of-the-art IUOU charging technology, the charging converters smoothly adjust to all commonly used types of batteries.

With smart charging characteristics!



**PERFECT BATTERY CHARGING
DURING THE CRUISE**

**STABLE OUTPUT VOLTAGE –
IDEAL FOR SENSITIVE DEVICES**

**EASY TO ADJUST TO
MOST BATTERY TYPES**



or



OPTIMAL BATTERY CHARGING DURING THE CRUISE

The charging converters in the PerfectPower DCC series make sure that the leisure battery of your boat is optimally charged during the journey. Generating a stable output voltage, they can be used as a power source for sensitive appliances. The charging converters can also serve as a voltage booster in installations with too small a cable cross section. Some models will simply be applied for the "classic task" of converting 12 volts into 24 volts, or vice versa.

- Reliable charging of the leisure battery during the cruise
- IU0U charging characteristics – can be set for all commonly used types of batteries
- Also suitable as a power source, voltage booster or DC/DC voltage converter
- Temperature compensated charging with optional temperature sensor (MCA-TS1)



DOMETIC PERFECTPOWER DCC

Charging converters

- Leisure battery is perfectly charged during the cruise
- Stable output voltage – suitable for sensitive devices
- Can also be used as a voltage booster or converter (depending on the model)

12 V › 12 V (10 A) / DCC 1212-10
Ref. No. 9600003753

12 V › 12 V (20 A) / DCC 1212-20
Ref. No. 9600003754

12 V › 12 V (40 A) / DCC 1212-40
Ref. No. 9600003755

24 V › 12 V (20 A) / DCC 2412-20
Ref. No. 9600003750

24 V › 12 V (40 A) / DCC 2412-40
Ref. No. 9600003751

12 V › 24 V (10 A) / DCC 1224-10
Ref. No. 9600003748

12 V › 24 V (20 A) / DCC 1224-20
Ref. No. 9600003749

24 V › 24 V (10 A) / DCC 2424-10
Ref. No. 9600003752



INVERTERS WITH MODIFIED SINE WAVE VOLTAGE

High product quality, a distinctive look, top technology, numerous comfort features: the Dometic PerfectPower series inverters provide everything a premium appliance should. The units up to 550 watts are particularly light and compact. They turn 12- or 24-volt battery voltage into a sine-wave-like 230-volt AC, which is fully adequate for a multitude of applications. Installation is quick and easy. Adjustable clip-on mounts allow for perfect adaptation to individual needs. For those looking for extra comfort and prefer activating their inverter from the dashboard, there is an additional outlet for an external switch.

- Also suitable for appliances with PFC control
- Reverse pole protection by exchangeable fuses
- Can be switched on/off by external switch
- Individually adjustable clip-on mounts
- 12- or 24-volt cigarette lighter plug (PerfectPower PP 152 / PP 154)



SAFETY UNDER CONTROL

Earthed socket for extra safety and LEDs indicating the operating status



FLEXIBLE MOUNTING AID

The individually adjustable clip-on feet allow for different installations



DOUBLE SWITCH OPTIONS

On/off switch and outlet for an external on/off switch



DOMETIC PERFECTPOWER PP 152 / PP 154

- Continuous output: 150 watts
- Peak output: 350 watts
- 12 or 24 volt cigarette lighter plug

PP 152 / 12 V / Ref. No. 9600000016
 UK 9600000325
 PP 154 / 24 V / Ref. No. 9600000017
 UK 9600000326



DOMETIC PERFECTPOWER PP 402 / PP 404

- Continuous output: 350 watts
- Peak output: 700 watts

PP 402 / 12 V / Ref. No. 9600000018
 UK 9600000327
 PP 404 / 24 V / Ref. No. 9600000019
 UK 9600000328



DOMETIC PERFECTPOWER PP 602 / PP 604

- Continuous output: 550 watts
- Peak output: 1100 watts

PP 602 / 12 V / Ref. No. 9600000020
 UK 9600000329
 PP 604 / 24 V / Ref. No. 9600000021
 UK 9600000330



DOMETIC POCKETPOWER SI 102

Mini inverter, up to 100 W, 12 V

Re-charge your batteries while you're on the road! This competitively priced mini inverter is ideal for low-power electric devices up to 100 W. Its energy comes from the 12 V battery of your car, van or motorhome.

- For mobile use of low-power devices
- 230 V in the car
- Lightweight and compact design
- Continuous power: 100 W
- Peak power: 200 W
- Mounting bracket for easy and neat installation
- Euro socket (not suitable for the UK)

Ref. No. 9600000036

SINEPOWER DSP / DSP-T PURE SINE WAVE VOLTAGE – CONVENIENT AND SAFE

The sine wave inverters in the SinePower DSP and DSP-T series generate a pure sine wave voltage, which is perfect even for sensitive 230-volt devices. Moreover, they are fitted with smart protection circuits for safe operation. In case of overload, overheating, over- or under-voltage, the clever inverters switch off automatically – and on again when everything's okay again. The integrated fan smoothly adjusts to the load and temperature conditions, which makes it pleasantly quiet.

The premium inverters in the SinePower DSP-T series offer two extra benefits: a mains priority circuit with voltage synchronisation and an energy-saving Smart Standby Mode.



**PURE SINE WAVE VOLTAGE –
FINE FOR SENSITIVE DEVICES**

**IDEAL FOR EURO 6 VEHICLES
WITH SMART ALTERNATORS**

**ENERGY-SAVING STANDBY MODE
(MODELS FROM 600 WATTS)**

PERFECTPOWER VERSUS SINEPOWER MODIFIED OR PURE SINE WAVE VOLTAGE

PerfectPower and SinePower inverters have one thing in common: They turn 12 or 24 V DC from the vehicle battery into 230 V AC. The difference is in the quality of the output voltage.

PerfectPower inverters generate a modified sine wave voltage, which is fully adequate for robust devices like filter coffee machines, toasters, or vacuum cleaners. Sensitive electronic devices require a pure sine wave voltage. So, if you want to run your laptop or espresso machine on the move, opt for a SinePower inverter!



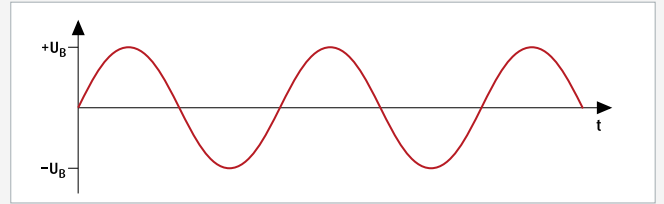
OUR TIP

SinePower DSP-T inverters with mains priority circuit and voltage synchronisation. Combined with our comfort remote control, SinePower DSP-EM, these premium inverters give you the ultimate convenience and independence.

PURE SINE WAVE VOLTAGE

A clean sine wave voltage, like that from a home power socket. Ideal for electric toothbrushes, laptops, DVD players, espresso machines and other sensitive devices.

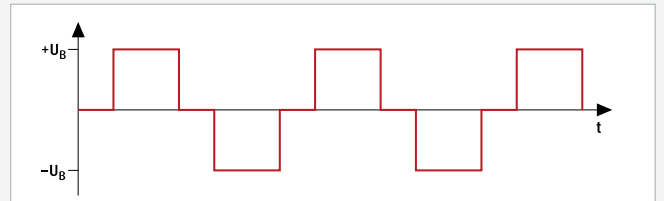
- Dometic SinePower DSP/DSP-T (p. 95 – 99)



MODIFIED SINE WAVE VOLTAGE

An output voltage with a stepped curve simulating a sine wave. Fine for less sensitive devices like filter coffee machines, reading lamps, toasters, vacuum cleaners.

- Dometic PerfectPower (p. 92 – 93)



DOMETIC SINEPOWER DSP 212 / DSP 224

Sine wave inverter

- Compact, portable, inexpensive
- Continuous output: 150 watts
- Peak output: 300 watts

DSP 212 / 12 V / Ref. No. 9600002603 / UK 9600003593
 DSP 224 / 24 V / Ref. No. 9600002540 / UK 9600003594



DOMETIC SINEPOWER DSP 412 / DSP 424

Sine wave inverter

- Compact, portable, inexpensive
- Continuous output: 350 watts
- Peak output: 700 watts

DSP 412 / 12 V / Ref. No. 9600002541 / UK 9600003595
 DSP 424 / 24 V / Ref. No. 9600002542 / UK 9600003596





DOMETIC SINEPOWER DSP 612 / DSP 624

Sine wave inverter

- Designed for permanent installation
- Continuous output: 600 watts
- Peak output: 1200 watts
- Energy-saving standby mode
- Remote control included

DSP 612 / 12 V

Ref. No. 9600002543 / UK 9600003597

DSP 624 / 24 V

Ref. No. 9600002544 / UK 9600003598



DOMETIC SINEPOWER DSP 1012 / DSP 1024

Sine wave inverter

- Designed for permanent installation
- Continuous output: 1000 watts
- Peak output: 2000 watts
- Energy-saving standby mode
- Remote control included

DSP 1012 / 12 V

Ref. No. 9600002545 / UK 9600003599

DSP 1024 / 24 V

Ref. No. 9600002546 / UK 9600003600



DOMETIC SINEPOWER DSP 1512 / DSP 1524

Sine wave inverter

- Designed for permanent installation
- Continuous output: 1500 watts
- Peak output: 3000 watts
- Energy-saving standby mode
- Remote control included

DSP 1512 / 12 V

Ref. No. 9600002547 / UK 9600003601

DSP 1524 / 24 V

Ref. No. 9600002548 / UK 9600003602



DOMETIC SINEPOWER DSP 2012 / DSP 2024

Sine wave inverter


- Designed for permanent installation
- Continuous output: 2000 watts
- Peak output: 4000 watts
- Energy-saving standby mode
- Remote control included

DSP 2012 / 12 V

Ref. No. 9600002549 / UK 9600003603

DSP 2024 / 24 V

Ref. No. 9600002550 / UK 9600003604



REMOTE CONTROL FOR DSP SINE WAVE INVERTERS

Designed for convenient operation of Dometic SinePower DSP sine wave inverters, this elegant remote control supports all important basic functions (ON, OFF, Standby). It is included as standard with all DSP models with a power rating of 600 watts or higher.

SINEPOWER DSP-T

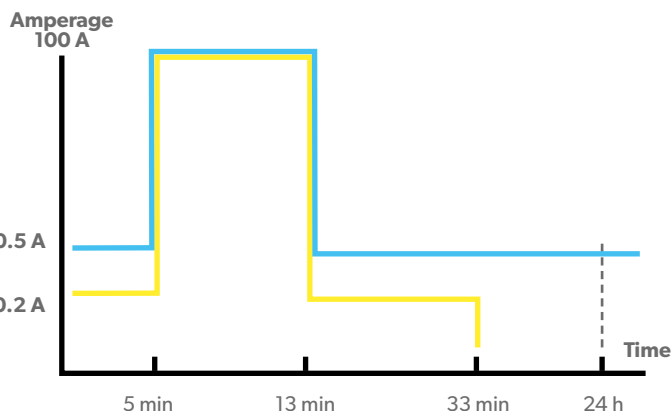
PURE SINE WAVE VOLTAGE – CONVENIENT AND SAFE

The SinePower DSP-T sine wave inverters provide all the benefits of the DSP series. Additionally, the integrated mains priority circuit with voltage synchronisation ensures a smooth switch-over from battery power to mains power as soon as your boat is connected to an external mains hook-up. Another highlight of the SinePower DSP-T series is the energy-saving Smart Standby Mode, which can be configured as required. The best way to do this is by using the comfort remote control DSP-EM. It is available as an optional accessory.



ENERGY-SAVING SMART STANDBY MODE

SinePower DSP-T sine wave inverters automatically change into the energy-saving Smart Standby Mode, if no (or only very little) power is consumed. You can easily preset when you want your inverter to “wake up” again – already for smaller loads such as mobile phones or the control electronics of your Nespresso machine, or not until larger loads come on, such as a water kettle or a hairdryer. If you activate the battery protection mode, the inverter will switch off automatically after having been in standby for some time. This prevents unnecessary battery discharging.



Power Consumption

- DSP-T inverter with Smart Standby, about 17 Ah
- Conventional inverter without Smart Standby, about 30 Ah

0 – 5 min: Inverter in standby mode

5 min: 1000 W electricity consumer is switched on

13 min: Electricity consumer is switched off

33 min: After 20 min standby the DSP-T inverter is switched off automatically

DOMETIC SINEPOWER DSP-RCT

Remote control for DSP-T inverters

- Convenient remote control of the most important functions: ON, OFF or standby mode
- Easy operation at the touch of a button
- Charger operation by remote control

Ref. No. 9600002564





**DOMETIC SINEPOWER
DSP 1312T / DSP 1324T**

Sine wave inverter

- Continuous output*: 1300 watts
- Peak output: 2400 watts

DSP 1312T / 12 V /
Ref. No. 9600002551 / UK 9600005002
DSP 1324T / 24 V /
Ref. No. 9600002552 / UK 9600005003



**DOMETIC SINEPOWER
DSP 1812T / DSP 1824T**

Sine wave inverter

- Continuous output: 1800 watts
- Peak output: 3200 watts

DSP 1812T / 12 V /
Ref. No. 9600002553 / UK 9600005004
DSP 1824T / 24 V /
Ref. No. 9600002554 / UK 9600005005



**DOMETIC SINEPOWER
DSP 2312T / DSP 2324T**

Sine wave inverter

- Continuous output*: 2300 watts
- Peak output: 4000 watts

DSP 2312T / 12 V /
Ref. No. 9600002555 / UK 9600005006
DSP 2324T / 24 V /
Ref. No. 9600002556 / UK 9600005007



**DOMETIC SINEPOWER
DSP 3512T / DSP 3524T**

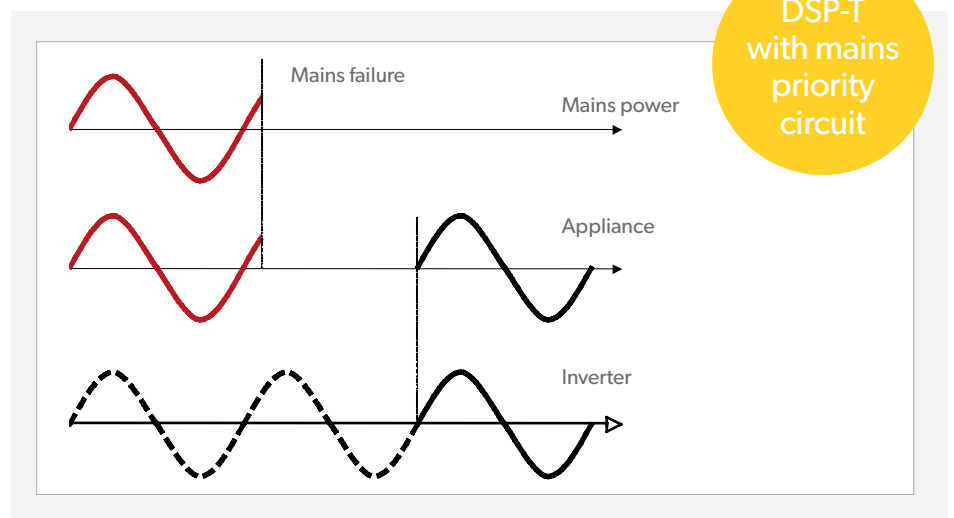
Sine wave inverter

- Continuous output*: 3500 watts
- Peak output: 6000 watts

DSP 3512T / 12 V /
Ref. No. 9600002557 / UK 9600005008
DSP 3524T / 24 V /
Ref. No. 9600002558 / UK 9600005009

MAINS PRIORITY CIRCUIT WITH VOLTAGE SYNCHRONISATION

This automatically gives priority to mains power as soon as it is available, it is integrated as standard in all SinePower DSP-T series sine wave inverters. The reason behind is that many 230-volt devices require an uninterrupted power supply. Moreover, it is vital to ensure a "smooth" voltage switchover. This is exactly what SinePower DSP-T sine wave inverters provide. In these units, the inverter voltage is synchronised to match the mains voltage, and the switchover takes place in a fraction of a second.



* For 10 minutes

SINEPOWER DSP-EM

COMFORT REMOTE CONTROL FOR DSP-T INVERTERS

With this versatile remote control you will get the most out of your SinePower DSP-T sine wave inverter. It controls all basic functions (ON, OFF, Smart Standby Mode), indicates important operating parameters, and it can be configured and upgraded as and when required. If you connect a battery sensor (optional accessory), the remote control evolves into an intelligent energy monitor, which

gives you full control over the charging state of your batteries at all times. You can also use the comfort remote control to configure your MCA battery charger, or switch it into the noiseless night mode at the touch of a button.

Optional
extra for
DSP-T
inverters



DOMETIC SINEPOWER DSP-EM

Comfort remote control

- Optional accessory for SinePower DSP-T inverters
- Basic functions: ON, OFF, Smart Standby Mode
- Indicates important operating parameters
- Can be customised for individual needs
- Serves as an energy monitor when upgraded with a battery sensor
- Also suitable for controlling an MCA battery charger

Ref. No. 9600002565

ENERGY MANAGEMENT AT ITS BEST

Dometic's electronics accessories opens up many upgrading options for ultimate comfort and convenience. All components are perfectly coordinated and can be combined as required. The display of the remote control panel gives you an excellent overview of the charging state of the battery and the current energy consumption. Moreover, the battery is reliably protected against deep-discharging, overcharging and overheating – so it will live longer and will always be able to supply your comfort devices. Good to know for those who want to use the devices in their

cars or camper vehicles: The charging converters and sine wave inverters solve many problems associated with the energy-saving configuration of smart alternators in modern EURO 6 vehicles. That means, the leisure battery is optimally charged during the journey to guarantee full independence in terms of energy supply.

POSSIBLE COMBINATION OPTION

DSP-T SINE WAVE INVERTER + DSP-EM REMOTE CONTROL PANEL + DCC VOLTAGE BOOSTER + HELLA SENSOR

Fully independent power supply throughout the journey – even for power eaters like hairdryers and espresso machines. Keep the power consumption and the battery charge in view at all times. Enjoy the

comfort in complete peace of mind knowing that your battery is well charged and well protected, and there's always enough power to run your fridge, too.



POWER & CONTROL

ENERGY / INVERTER WITH COMBINED SMART BATTERY CHARGER

SINEPOWER DSP-C ALL-IN-ONE POWER SOLUTION

The Dometic SinePower DSP-C series offers maximum independence in terms of power supply. A smart combination of inverter and automatic charger, it monitors the mains power input and responds to each situation accordingly – either supplementing the external power supply or, if not needed, charging the vehicle battery. If the external power source fails altogether, the inverter switches on automatically and supplies connected appliances with 230 V AC with a true sine-wave form. With a maximum power load of 1200 W or 2000 W, it ensures trouble-free operation of coffee makers, microwave ovens and more. A Smart Standby mode saves energy when no power is needed, while full flexibility and configurability are retained.



NEW!

**ENERGY MANAGEMENT –
HIGHLY EFFICIENT**

**ENERGY-SAVING SMART
STANDBY MODE**

**EASY TO USE –
ENERGY MONITOR INCLUDED**

Smart and efficient energy management



NEW! DOMETIC SINEPOWER DSP 1212C / 1224C

Premium inverter with combined smart battery charger

- Smart and efficient energy management with battery recharging function
- New Smart Standby mode saves energy when the device is not needed
- Separate energy monitor included for easy operation and control
- Continuous output: 1200 watts
- Peak output: 2400 watts

DSP 1212C / 12 V / Ref. No. 9600002559
 DSP 1224C / 24 V / Ref. No. 9600002560

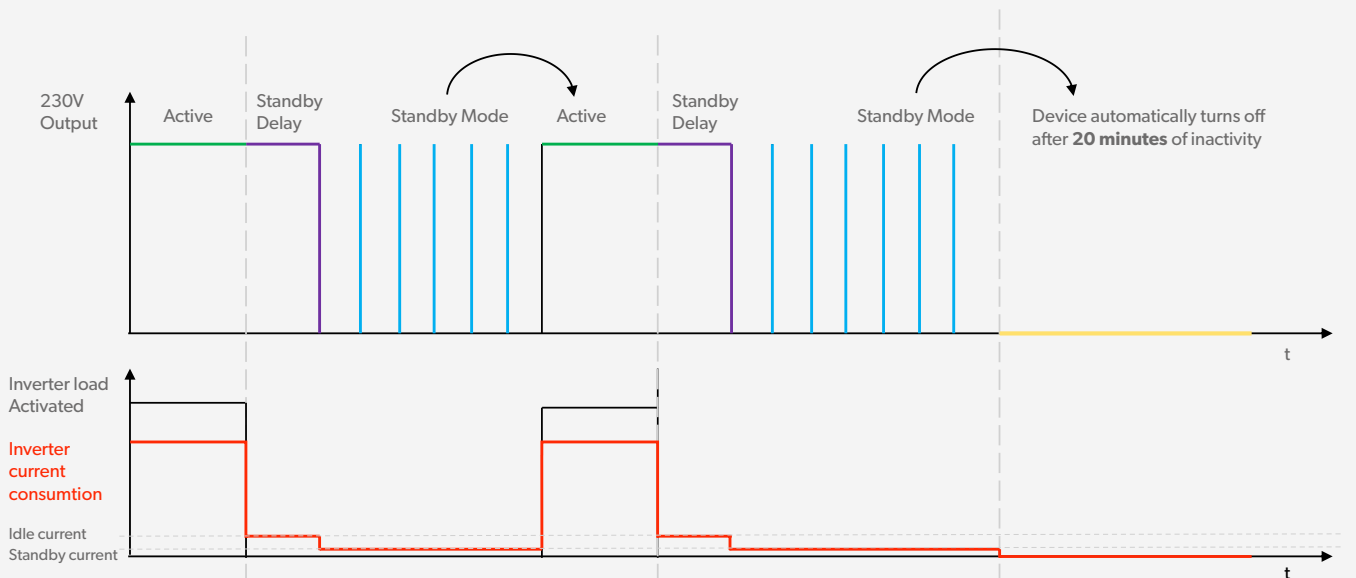
NEW! DOMETIC SINEPOWER DSP 2012C / 2024C

Premium inverter with combined smart battery charger

- Smart and efficient energy management with battery recharging function
- New Smart Standby mode saves energy when the device is not needed
- Separate energy monitor included for easy operation and control
- Continuous output: 2000 watts
- Peak output: 4000 watts

DSP 2012C / 12 V / Ref. No. 9600002561
 DSP 2024C / 24 V / Ref. No. 9600002562

SMART STANDBY MODE



ACTIVE MODE: The inverter generates 230 V AC to supply a connected load. It draws as much DC power from the battery as required to satisfy the power demand of the connected load.

STANDBY DELAY: After the 230 V load has been removed the inverter remains idle for a short while before entering **Standby Mode**. This time span called **Standby Delay** can be configured. The inverter's input current during Standby Delay is defined as **Idle Current**.

STANDBY MODE: In Standby Mode the inverter is checking if a 230 V load is connected. During this phase it consumes a small amount of Standby Current. As soon as a 230 V load with a power consumption higher than the **Standby Threshold** is connected to the inverter, the device returns to **Active Mode** again. The **Standby Threshold** can be configured, the minimum being 1 watt (e.g. required by a mobile phone charger).

AUTOMATIC SHUTDOWN: When the inverter is in Standby Mode and no 230 V load is connected, the device turns off completely after a specific period of time. This process is controlled by the **Standby Timer**. Naturally, the timer can also be programmed so that the inverter won't turn off.



BRIGHT PROSPECTS

REDISCOVER LIGHT AND CREATE AMBIENCE

Light brightens up rooms, helps our sense of orientation and adds to our safety. Light is also an ideal design element: it creates individual features, enhances ambience and comfort. No matter what your ideas are, feel free to realise them with Dometic lights! Specially designed for mobile use and based on energy-saving LED technology, Dometic lights offer an elegant, minimalist design that blends harmoniously with every interior.

Our lighting collection for yachts and boats includes recessed and surface-mounted spots, swan neck lamps and LEDs integrated in aluminium profiles. You can also opt for our low-profile LED modules, which give a harmonious ambience light.



01 LIGHTS

Elegant and energy-saving: LED lights for the living area and the sleeping cabin, for the galley, for storage compartments and for a wonderful atmosphere on deck. Designed for mobile use and for harmonious integration in the boat interior.

02 POWER SUPPLY

Power for lights and other 12 V devices. Advanced switch-mode technology with an integrated battery charger. Intelligent priority circuit switches over to mains supply as soon as it is available to save precious battery power.

LED LIGHTS FROM DOMETIC ELEGANT AND ENERGY-SAVING

In close cooperation with leading boat builders we have created attractive lighting solutions for marine applications. Most of them are based on state-of-the-art LED technology, which saves up to 90 % energy compared to conventional halogen lamps and gives a much longer battery running time in off-mains operation.

The Dometic lighting range includes recessed spotlights for neat integration in ceilings and walls, surface-mounted spots that can be turned and swivelled to the optimal angle, and a collection of low-profile LED modules in different shapes and sizes. From reading lamps and cabinet lighting to access lights and pleasant ambient lighting – our light designers have thought of everything.

This catalogue presents a small selection of our products for retrofitting. Pick what suits your idea of a perfectly illuminated boat, and get in touch if you want more inspiration.



DOMETIC L70TM

LED swan neck lamp with touch switch. Includes blue night light. Ideal for bedroom and living areas. Elegant chrome looks, concealed screw fasteners.

- Voltage: 10 – 15 V DC
- Power input: 3 W + 0.2 W (night light)
- Energy consumption in 1000 h: 3 kWh
- Energy class: A+
- Luminous flux: 160 lm
- Lifetime: 25000 h
- Light colour: warm white (3000 K)
- Material: metal
- Dimensions: 230 x 60 mm

Ref. No. 9106506321



DOMETIC L100RM

Swivelling LED spot for recessed mounting. Made from aluminium. Precision turned, with optical lens. Trendy design. Dimmable.

- Voltage: 12 V DC
- Power input: 1.4 W
- Energy consumption in 1000 h: 1.4 kWh
- Energy class: A+
- Luminous flux: 90 lm
- Lifetime: 25000 h
- Light colour: warm white (3000 K)
- Material: aluminium/plastic
- Dimensions: Ø 53 mm x 22 mm

Ref. No. 9106506655



DOMETIC L80TM

LED swan neck lamp from high-quality plastic material, pleasant to the touch. Lamp base integrates two USB charging ports (1 A and 2 A). Convenient touch sensor. Requires 18 W or more for simultaneous operation of light, 1 A and 2 A USB ports.

- Voltage: 10 – 15 V DC
- Power input: 2 W
- Energy class: A
- Luminous flux: 120 lm
- Lifetime: 30000 h
- Light colour: warm white (3000 K)
- Energy consumption in 1000 h: 2 kWh
- Material: plastic/metal
- Length: 372 mm, spot head: Ø 60 mm, base: Ø 58 mm

Ref. No. 9106506669



DOMETIC L31TM

LED aluminium profile with touch switch. Supplied complete with mounting brackets. The ideal kitchen light, and also great for storage compartments.

- Voltage: 10 – 15 V DC
- Power input: 8 W
- Energy consumption in 1000 h: 8 kWh
- Energy class: A
- Luminous flux: 480 lm
- Lifetime: 30000 h
- Light colour: white (4000 K)
- Material: aluminium/plastic
- Dimensions: 590 x 45 x 18 mm

Ref. No. 9106506671




Patented design with touch dimming function

DOMETIC L99RM

2-in-1 LED spot for surface or recessed mounting. Detachable splash-proof inlay in pale blue. Gives a consistent light. Patented design – can be dimmed and switched on or off simply by touching the housing.

- Voltage: 10 – 15 V DC
- Power input: 2 W
- Energy consumption in 1000 h: 2 kWh
- Energy class: A+
- Luminous flux: 130 lm
- Lifetime: 50000 h
- Light colour: white (3600 K)
- Material: aluminium/plastic
- Dimensions: Ø approx. 64 mm
- Surface mounted version: Ø 62 mm x 18 mm
- Recessed mounted version: Ø 62 mm x 14 mm

Ref. No. 9106506668




DOMETIC DTO-03

DTO LED module, extremely low profile. Very consistent light, dimmable. Supplied incl. adhesive pad and screw fasteners.

- Voltage: 10 – 15 V DC
- Power input: 3 W
- Energy consumption in 1000 h: 3 kWh
- Energy class: A
- Luminous flux: 140 lm
- Lifetime: 50000 h
- Light colour: warm white (3000 K)
- Material: aluminium/plastic
- Dimensions: 100 x 100 x 5 mm

Ref. No. 9106506660




DOMETIC DTO-06

DTO LED module, extremely low profile. Very consistent light, dimmable. Supplied incl. adhesive pad and screw fasteners.

- Voltage: 10 – 15 V DC
- Power input: 6 W
- Energy consumption in 1000 h: 6 kWh
- Energy class: A
- Luminous flux: 330 lm
- Lifetime: 50000 h
- Light colour: warm white (3000 K)
- Material: aluminium/plastic
- Dimensions: 200 x 100 x 5 mm

Ref. No. 9106506661



DOMETIC DTO-09

DTO LED module, extremely low profile. Very consistent light, dimmable. Supplied incl. adhesive pad and screw fasteners.

- Voltage: 10 – 15 V DC
- Power input: 9 W
- Energy consumption in 1000 h: 9 kWh
- Energy class: A
- Luminous flux: 475 lm
- Lifetime: 50000 h
- Light colour: warm white (3000 K)
- Material: aluminium/plastic
- Dimensions: 300 x 100 x 5 mm

Ref. No. 9106506662



DOMETIC DTO-01

DTO LED module, extremely low profile. Very consistent light, dimmable. Supplied incl. adhesive pad and screw fasteners.

- Voltage: 10 – 15 V DC
- Power input: 2 W
- Energy consumption in 1000 h: 2 kWh
- Energy class: A
- Luminous flux: 100 lm
- Lifetime: 50000 h
- Light colour: warm white (3000 K)
- Material: aluminium/plastic
- Dimensions: 100 mm each side

Ref. No. 9106506663



SWITCHING POWER SUPPLY FOR 12 V DEVICES WITH INTEGRATED BATTERY CHARGER

Dometic SMP301-07 is a switching power supply that integrates many useful functions in a compact and lightweight appliance that makes do without a fan. Its main job is to turn 230 volts into 12 volts to supply lights and other comfort gadgets with DC power when your yacht or boat is connected to shore power. When shore power is unavailable, your DC devices are automatically supplied with energy from the batteries.

The switching power supply takes care the batteries are always well charged. Its integrated battery charger is suitable for all types of lead batteries with a capacity between 50 and 300 Ah. LED indicators keep you informed about the current charging status.



DOMETIC SMP301-07

Switching power supply for 12 V devices – with integrated battery charger

- Supplies lights and other comfort devices with 12 V DC and recharges the batteries. Mains priority circuit gives priority to 230 V mains power as soon as it is available. Battery charger suitable for all types of lead batteries: lead-acid, gel, AGM.
- Input/output: 230 V AC / 12 V DC
- Charging current: 15 A up to 12.7 V DC; 5 A from 12.8 V DC
- 5 electric circuits
- Maximum output: 350 W
- Battery charger function: for all types of lead batteries up to 300 Ah
- Dimensions: 250 x 210 x 60 mm
- Weight: 1.2 kg

Ref. No. 9106506667

/ SAFETY SOLUTIONS

SAFE SECU





TY & RITY



SAFETY & SECURITY

DOMETIC – ANOTHER WORD FOR RELIABILITY!

Feeling free means living without fear. With this natural human requirement in mind, we have put together a product range that lets you enjoy your cruise in complete comfort and safety. Well engineered Dometic technology leaves no point of attack for thieves and burglars.

Our gas detector, for instance, protects you against dangerous gases. There's also a safe to store your valuables when you are on the beach or out in town. And – not forgetting – two retrofit seat heaters for luxury-class seating comfort on cold days. Have a marvellous holiday, and rest assured that everything on board is safe and secure.



01 SEAT HEATERS

A blessing on cold days: integrated seat heaters get your seat warm in no time at all. Available for one or two seat(s).

02 GAS DETECTOR

Our solution to protect you against sleeping gas robberies or leaking gas hoses: This handy device detects all common narcotic gases – and warns you immediately with the noise of its buzzer and a flashing red LED.

03 SAFE

The Dometic safe is a safe bet for storing your valuables when you are ashore for dinner or sightseeing. Its compact steel cabinet and two 18 mm thick steel bolts give thieves no chance.

INTEGRATED HEATING

A WARM SEAT – FOR ONE OR TWO

Domestic MagicComfort MSH 60/601 gets your seat warm in a matter of seconds. As with seat heating integrated in the factory, the heating elements are fitted between the upholstery and the seat cover; the retrofit doesn't alter the shape of the seats. Available for one or two seats.

Enjoy luxury-class seating comfort: Comfortable, superfast seat heater for retrofitting in the driver and/or front passenger seat. The high quality carbon heating elements for the seat and backrest are simply fitted between the upholstery and the seat cover without altering the shape of the seat.

- Simple installation, for seats with detachable cover
- Integrated temperature guard
- Available for one or two seat(s)

- Cut-to-size carbon heating elements
- Extremely fast heat-up
- Adjustable heat output
- Easy operation
- Integrated temperature guards
- Available for one seat



With illuminated switch



DOMETIC MAGICCOMFORT MSH 60 / 601

Insert seat heater, 4 elements

- Easy to install as the pad is inserted between the foam core and the cover of the seat
- Choose a pleasant permanent heat or the fast heat-up option
- Fits seats with detachable covers

Insert seat heater for two seats

Ref. No. 9600000393

Insert seat heater for one seat

Ref. No. 9600000394

DOMETIC MAGICCOMFORT MSH 301

Carbon insert seat heater, 2 elements

- Cut-to-size carbon heating elements ensure a neat and bespoke fitting
- Heats up very fast for immediate warmth
- Three heat stages are incorporated from 10 to 70 W

Ref. No. 9600000396

EFFECTIVE PROTECTION AGAINST DANGEROUS GASES

Our solution to protect you against sleeping gas robberies or leaking gas hoses: The MagicSafe MSG 150 gas detector reliably detects the presence of narcotic gases in the atmosphere and immediately triggers alarm. The integrated buzzer emits an audible signal and the red LED flashes. Simultaneously, the output relay is switched on. It can be used to activate external alarm units up to 10 A. You can

silence the audible alarm by pressing a button. The same button can be used to start the sensor's function test. Any system failure will be immediately indicated.

The sensor detects narcotic gases based on ether, chloroform, butane, ethane and trichlorethene. It automatically adjusts to the room atmosphere.



DOMETIC MAGICSAFE MSG 150

Gas detector, 12 and 24 V

- Reliable, immediate alarm response to potential gas threats
- Audible and visual alarms

Ref. No. 9600000368

Dometic siren for Dometic MSG 150 alarm systems

Ref. No. 9600000370

A SAFE YOU CAN TRUST

Where do you place passports, money, watches and jewellery when you go to the beach or go into town? Dometic equips hotels all over the world with room safes. The 310C safe is a security concept that has been especially designed for your boat. Compact steel cabinet, door with 18 mm thick steel bolts, proven mechanical locking

system gives thieves no chance. This relatively light Dometic safe can be installed horizontally or vertically. Protect your valuables before it's too late!



DOMETIC SAFE 310C



Safe with mechanical locking system, 9 l

This mechanical safe has a capacity of 9 l and a net weight of 7.4 kg. Easy to lock with the key provided, the door's two 18 mm solid steel bolts will keep valuables secure.

- Steel construction with high quality steel finish for maximum security
- Door with thick 18 mm solid steel bolts
- Mechanical locking system
- Easy operation with a key
- Dimensions: 310 x 165 x 235 mm




Ref. No. 9106600543







TECHNICAL DATA			
ELECTRIC KETTLE / COFFEE MAKERS / COOKER HOOD	MCK 750	MC 052 / 054	MC 01
Ref. No.	9600014796 (12 V) 9600014797 (24 V)	9600000340 (12 V) 9600000341 (24 V)	9600000338 (12 V) 9600000339 (24 V)
Voltage	12 or 24 V DC	12 or 24 V DC	12 or 24 V DC
Capacity	approx. 0.75 litres	5 cups (625 ml)	1 cup
Dimensions (W x H x D)	190 x 205 x 125 mm (incl. fixing kit)	240 x 270 x 155 mm (incl. fixing kit)	135 x 190 x 110 (incl. fixing kit)
Scope of delivery	Fixing kit for wall or desk mounting	Glass pot, fixing kit for wall or desk mounting	Coffee maker with connection cable and plug, ceramic mug, fixing kit

TECHNICAL DATA		
STOVES / OVENS COOKER/OVEN COMBINATIONS	PI8062M	PI8063M
Ref. No.	9102300008	9102300009
Cooker output	1 x 1 kW; 1 x 1.8 kW	1 x 1 kW; 2 x 1.8 kW
Oven output	-	-
Grill output	-	-
Gas consumption		
Cooker	204 g/h	335 g/h
Oven	-	-
Grill	-	-
Gas supply pressure	30 mbar	30 mbar
Oven capacity (litres)	-	-
Dimensions (W x H x D, mm)	480 x 91 x 370 466 x 358 (built-in, W x D)	560 x 91 x 440 546 x 428 (built-in, W x D)
Weight (kg)	3.6	5.2
/ Optional extras		
Grill pan	-	-









TECHNICAL DATA Additional shapes and sizes available on dometic.com					
BUILT-IN HOB / SINK COMBINATIONS / SINKS	HS 2420R / HS 2420L	HS 2460R / HS 2460L	SNG 420	SNG 4237	SNG 4245
Ref. No.	HS 2420R 9103301742 (sink right) HS 2420L 9103301754 (sink left)	HS 2460R 9103301752 (sink right) HS 2460L 9103301747 (sink left)	9102305032	9102305034	9102305030
Cooker output	1 x 1 kW; 1 x 1.8 kW	1 x 1 kW; 1 x 1.8 kW	–	–	–
Gas consumption	204 g/h	204 g/h	–	–	–
Gas supply pressure	30 mbar	30 mbar	–	–	–
Dimensions (W x H x D, mm) Built-in dimensions (W x D, mm)	600 x 120 x 420 566 x 386	490 x 1211 x 460 456 x 426	(Ø x H): 420 x 149 (Ø): 400	420 x 145 x 370 405 x 355	420 x 145 x 440 405 x 425
Weight (kg)	2.5	2.5	3.5	2.9	3.35
/ Optional extras					
Tap AC 539 (Plastic, colour: chrome)	9102300076	9102300076	9102300076	9102300076	9102300076
Tap AC 537 (Brass, colour: chrome)	9102300077	9102300077	–	–	–
Siphon with straight waste fitting, Ø 25 mm	9102300083	9102300083	9102300083	9102300083	9102300083
Siphon with straight waste fitting, Ø 20 mm	9102300085	9102300085	9102300085	9102300085	9102300085






			
OG 2000	OG 3000	SUNLIGHT	STARLIGHT
9103303710	9103303709	9103303823	9103303822
–	–	1 x 2.2 kW; 1 x 1.8 kW	1 x 2.2 kW; 1 x 1.8 kW
1.2 kW	1.2 kW	1.1 kW	1.1 kW
1.6 kW	1.6 kW	–	1.3 kW
– 87 g/h 116 g/h	– 87 g/h 116 g/h	291 g/h 80 g/h –	291 g/h 80 g/h 100 g/h
30 mbar	30 mbar	30 mbar	30 mbar
20	30	28	28
530 x 310 x 410 504 x 283 x 460 (built-in)	530 x 430 x 415 500 x 410 x 460 (built-in)	449 x 398 x 357 475 x 430 x 357 (incl. semi-gimbal suspension)	449 x 508 x 357 475 x 540 x 357 (incl. semi-gimbal suspension)
13.2	19.5	20	23
–	–	–	9103303862

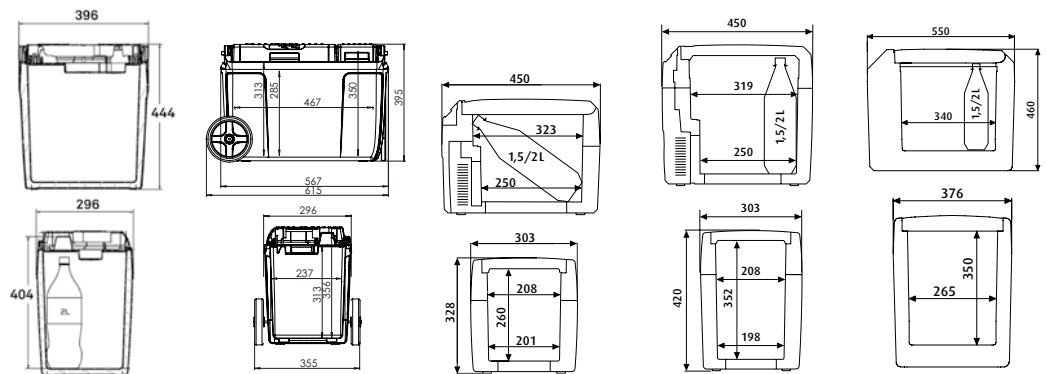
TECHNICAL DATA			
ICEBOXES	WCI 13	WCI 22	WCI 33
Ref. No.	9600000500	9600000501	9600000502
Storage volume (l, approx.)	13	22	33
Dimensions (W x H x D, mm)	388 x 305 x 245	388 x 313 x 365	400 x 440 x 360
Weight (kg, approx.)	2.8	4.2	5.7
Material	Rotomoulded PE		







TECHNICAL DATA						
ICEBOXES	CI 42	CI 55	CI 70	CI 85	CI 85W	CI 110
Ref. No.	9600000541	9600000542	9600000543	9600000544	9600000545	9600000546
Storage volume (l, approx.)	43	56	71	87	86	111
Dimensions (W x H x D, mm)	640 x 335 x 418	570 x 432 x 515	690 x 432 x 515	840 x 432 x 525	840 x 432 x 525	1055 x 442 x 535
Weight (kg, approx.)	8.7	10.6	11.8	14	14.6	18.1
Material	Rotomoulded PE					

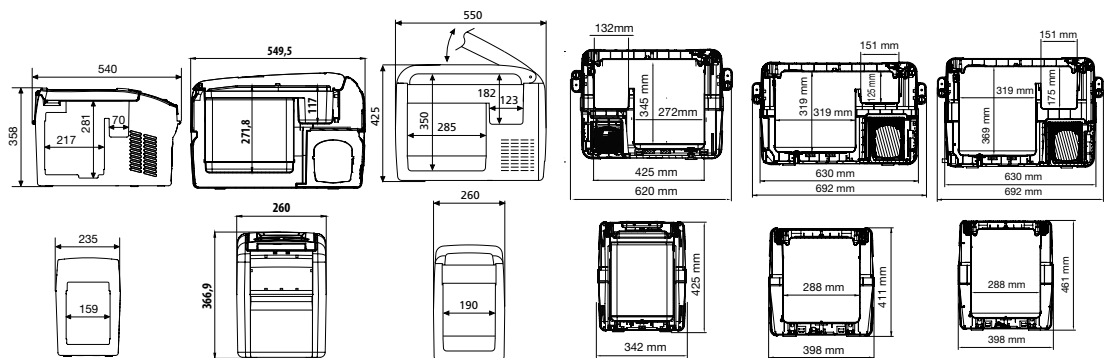
/ Optional extras








	Seat Cushion	9108400892	9108400893	9108400894	9108400895	9108400895	9108400896
	Divider	9108400897	9108400898	9108400898	9108400898	9108400898	9108400898
	Basket Small	9108400899	9108400900	9108400900	9108400900	9108400900	9108400900
	Beverage Holder & Bracket	9108400901	9108400901	9108400901	9108400901	9108400901	9108400901
	Beverage Holder	9108400902	9108400902	9108400902	9108400902	9108400902	9108400902
	Rod Holder	9108400903	9108400903	9108400903	9108400903	9108400903	9108400903
	Bottle Opener	9108400904	9108400904	9108400904	9108400904	9108400904	9108400904
	Fixing Kit	9108400905	9108400905	9108400905	9108400905	9108400905	9108400905

TECHNICAL DATA					
THERMOELECTRIC COOLERS	SC 30	SC 38	TCX 14	TCX 21	TCX 35
Ref. No.	9600000486	9600000487	9600013319	9600013320	9600013321
Ref. No. UK			9600013929	9600013930	9600013931
Storage volume (l, approx.)	29	37	14	20	33
Connections	12 V DC / 230 V AC	12 V DC / 230 V AC	12 / 24 V DC / 230 V AC	12 / 24 V DC / 230 V AC	12 / 24 V DC / 230 V AC
Consumption at 12 volts DC (watts) at 24 volts DC (watts) at 230 volts AC (watts)	47 – 55	47 – 55	46 50 64	46 50 64	46 50 64
Energy class	A++	A++	A++	A++	A++
Temperature range Cooling below ambient temperature (°C, approx.) Heating	max. 18 +65	max. 18 +65	max. 27 +50 to +65	max. 27 +50 to +65	max. 27 +50 to +65
Insulation PU foam all around	Neopor	PU	●	●	●
System Thermoelectric (Peltier system)	●	●	●	●	●
Material	PP	PP	Injection moulded parts		
Colour	Dark grey / pale grey				
Weight (kg, approx.)	4.0	5.3	5.0	6.0	10.0
Test marks	TÜV/GS, E-certified (Automotive EMC Directive)				
/ Optional extras					
Universal fixing kit	–	–	9105303709	9105303709	9105303709



TECHNICAL DATA						
COMPRESSOR COOLERS	CF 11	CF 16	CF 26	CFX 28	CFX 35W	CFX 40W
Ref. No.	9600005337	9600005339	9600005341	9600000468	9600000470	9600000472
Ref. No. UK	9600005338	9600005340	9600005343	9600000469	9600000471	9600000473
Storage volume (l, approx.) incl. for fresh food (l)	10.5 –	15 –	21.5 4	26 3.5	32 4.5	38 7
Connections		12 / 24 V DC 100–240 V AC			12 / 24 V DC 100–240 V AC	
Temperature range (°C)		+10 to –18			+10 to –22	
Refrigerant	R134a	R134a	R134a	R134a	R134a	R134a
Refrigerant quantity	28 g	30 g	28 g	38 g	33 g	38 g
CO ₂ equivalent	0.040 t	0.043 t	0.040 t	0.054 t	0.047 t	0.054 t
Global warming potential (GWP)	1430	1430	1430	1430	1430	1430
Power input (watts, approx.)	35	35	35	40	43	48
Current consumption (Ah/h) at 12 V at +20 °C at +32 °C ambient temperature, both at +5 °C interior temperature	0.29 0.61	0.21 0.44	0.44 0.67	0.30 0.58	0.32 0.60	0.36 0.64
Energy class	A++	A++	A++	A++	A++	A++
Insulation PU foam all around	●	●	●	●	●	●
System	Fully hermetic compressor with integrated control electronics, low-voltage protection / electronic fuse, automatic reverse pole protection, electronic thermostat					
Material	Cabinet: PP Lid: PE			Cabinet: PP + ABS Lid: PE		
Colour	Pale grey / dark grey					
Weight (kg, approx.)	8.5	9.5	10.5	13.1	17.5	18.5
Test marks	TÜV/GS, e-certified (Automotive EMC Directive)					
Scope of delivery Removable wire basket Detachable carrying handles	– – –	– – –	– – –	● ● ●	● ● ●	● ● ●
/ Optional extras						
Vehicle fixing kit	–	9105303708	9105303708	9600000166	–	–
Fastening straps	–	–	–	–	9108400905	9108400905
Cool box stand	–	–	–	9600000689	9600000689	9600000689
Battery pack BP 124	9600005902	9600005902	9600005902	9600005902	9600005902	9600005902
Insulated protective cover	–	–	–	–	9600014416	9600014417

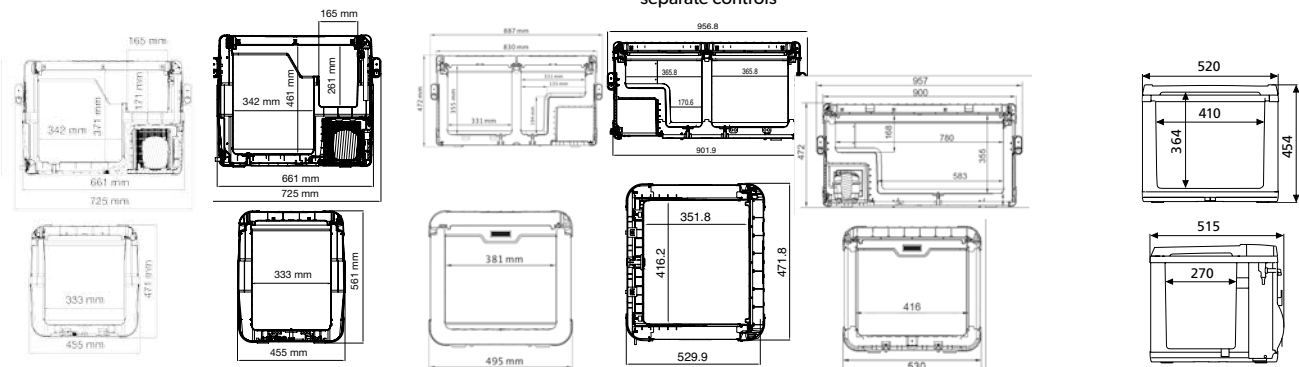


						
CFX 50W	CFX 65W	CFX 75DZW	CFX 95DZW	CFX 100W	CK 40D	CK 40D HYBRID
9600000474	9600000476	9600001409**	9600000480**	9600000536**	9600004297	9600000482**
9600000475	9600000477	9600001413	9600000163	9600000650	9600005416	9600000572
46	60	70	85	88	38	38
8.5	13	43 + 27*	50.5 + 34.5*			
		12 / 24 V DC 100–240 V AC			230 V AC	12 V DC (thermoelectrics) 230 V AC (compressor)
		+10 to -22			+10 to -15	DC: up to 20* AC: +10 to -15
R134a 43 g 0.062 t 1430	R134a 57 g 0.082 t 1430	R134a 57 g 0.082 t 1430	R134a 65 g 0.093 t 1430	R134a 64 g 0.092 t 1430	R600a 17 0 0	R134a 38 0.054 t 1430
52	58	70	65	65		DC: 47 / AC: 75
0.38 0.68	0.42 0.76	0.67 1.31	0.75 1.25	0.75 1.25	-	3.9 at +20 °C ambient temperature, at +5 °C interior temperature
A++	A++	A+	A+	A+	A++	A+
●	●	●	●	●	●	●
Fully hermetic compressor with integrated control electronics, low-voltage protection / electronic fuse, automatic reverse pole protection, electronic thermostat					230-V-compressor, electronic thermostat	Thermoelectrics + 230-V compressor, electronic thermostat in compressor mode
Cabinet: PP + ABS, Lid: PE					Cabinet: coated sheet steel, Top and base: plastic	
Pale grey / dark grey					Black	Black
20.4	22.3	31	32	32	22	22
TÜV/GS, e-certified (Automotive EMC Directive)						
●	●	●	●	●	-	-
●	●	●	●	●	-	-





-	-	-	-	-	-	-
9108400905	9108400905	9108400905	9108400905	9108400905	-	-
9600000689	9600000689	9600000689	9600000689	9600000689	9600000689	9600000689
9600005902	9600005902	9600005902	9600005902	9600005902	9600005902	9600005902
9600014418	-	-	-	-	-	-

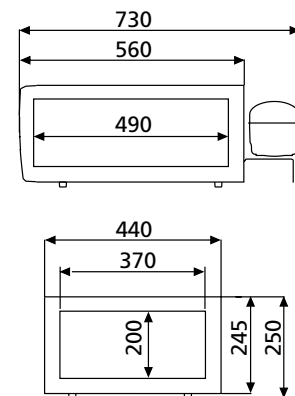
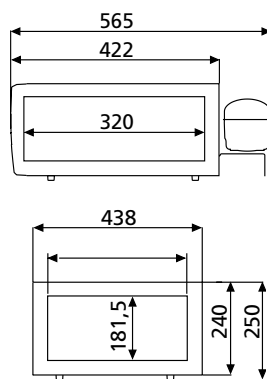
*2 compartments for cooling and freezing with separate controls





*below ambient temperature



** Not available in Switzerland.

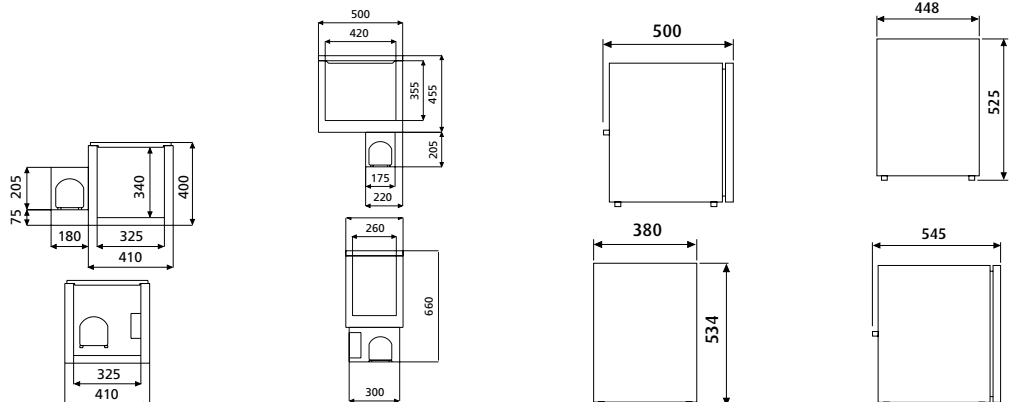
TECHNICAL DATA				
COMPRESSOR REFRIGERATORS	CD 20 / CD 20W	CD 20S	CD 30 / CD 30W	CD 30S
Ref. No.	9600008369 (black) 9600008371 (white)	9600008370 (stainless steel)	9105330621 (black) 9105330622 (white)	9105330620 (stainless steel)
Storage volume (approx. l) freezer compartment	20 –	20 –	30 –	30 –
Connections	12 / 24 V DC	12 / 24 V DC	12 / 24 V DC	12 / 24 V DC
Average power consumption (watts, approx.)	40	40	40	40
Current consumption (Ah/h) at 12 V at +25 °C at +32 °C ambient temperature, both at +5 °C interior temperature	0.67 (at 20 °C) 1.33	0.67 (at 20 °C) 1.33	0.67 (at 20 °C) 1.33	0.67 (at 20 °C) 1.33
Refrigerant Refrigerant quantity CO ₂ equivalent Global warming potential (GWP)		R134a 38 g 0.054 t 1430		R134a 42 g 0.060 t 1430
Insulation PU foam all around	●			
System	Fully hermetic compressor with integrated control electronics, electronic thermostat, low voltage protection / electronic fuse, automatic reverse pole protection			
Material	Sturdy metal housing, drawer of injection-moulded parts			
Colour	CD 20: black CD 20W: black, front white	Black, stainless steel	CD 30: black CD 30W: black, front white	Black, stainless steel
Weight (kg)	16.1	16.1	18	18
Test marks	e-certified (Automotive EMC Directive)			
/ Optional extras				
Mains adapter EPS 100 230 V > 24 V	9600000440	9600000440	9600000440	9600000440
Mains adapter MPS 35 110–240 V > 24 V	9600000445	9600000445	9600000445	9600000445
Stainless steel installation frame	9105303901	9105303901	9105303901	9105303901




TECHNICAL DATA				
COMPRESSOR REFRIGERATORS	CB 36	CB 40	CRD 50 / 50S	CRX 65D / 65DS
Ref. No.	9105204434	9105204435	9105306581 9105306582	9105306540 9105306548
Storage volume (approx. l) freezer compartment	36 –	40 –	38.5 6	57 7
Connections	12 / 24 V DC	12 / 24 V DC	12 / 24 V DC	12 / 24 V DC
Temperature range (°C)	+10 to –12	+10 to –12	+12 to –15	+12 to –15
Average power consumption (watts, approx.)	45	45	40	45
Current consumption (Ah/h) at 12 V at +25 °C at +32 °C ambient temperature, both at +5 °C interior temperature	0.56 0.94	0.64 1.01	1.5 1.8	1.14 1.8
Refrigerant Refrigerant quantity CO ₂ equivalent Global warming potential (GWP)	R134a 60 g 0.086 t 1430	R134a 60 g 0.086 t 1430	R134a 38 g 0.054 t 1430	R134a 38 g 0.054 t 1430
Insulation PU foam all around	●	●	●	●
System	Fully hermetic compressor with integrated control electronics, electronic thermostat, low voltage protection / electronic fuse, automatic reverse pole protection, with detachable cooling unit (1.5 m)		Fully hermetic compressor with integrated control electronics, low- voltage protection / electronic fuse, automatic reverse pole protection, mechanical, continuously variable thermostat	
Material Body Interior Door frame Fittings Door	Outside: zinc coated sheet steel, inside: stainless steel, base: shock-resistant plastic		CRX / CRD: with coated metal frame Plastic Plastic Stainless steel –	CRX S / CRD S: with coated metal frame Plastic – Stainless steel Stainless steel (AISI316)
Colour Cabinet Door frame Door panel	Body: grey, decor panel: pale grey		CRX / CRD: Black Silver Matt-silver (brushed stainless steel appearance)	CRX S / CRD S: Black Silver Stainless steel (AISI316)
Weight (kg)	17	19	17 / 18	20 / 21
Test marks	TÜV/GS, e-certified (Automotive EMC Directive)			

/ Optional extras

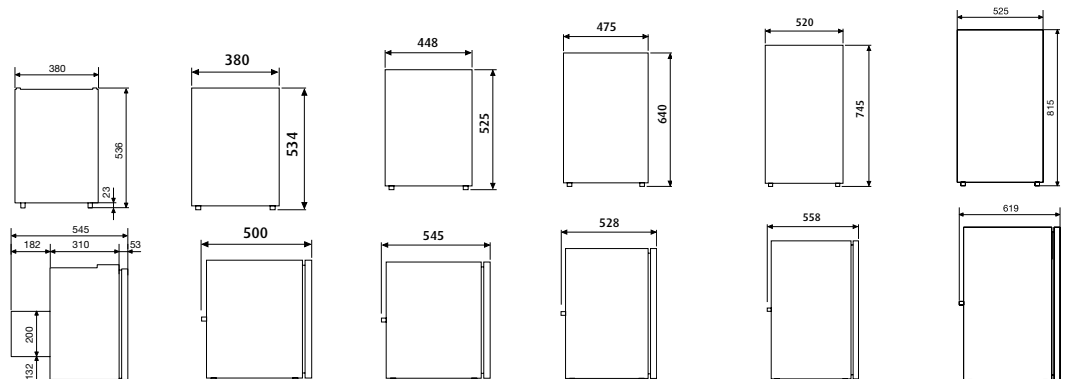
Mains adapter MPS 35 110–240 V > 24 V	9600000445	9600000445	9600000445	9600000445
Standard installation frame	–	–	9105306405	9105306406
Flush-mount installation frame	–	–	9105306410	9105306411









TECHNICAL DATA						
COMPRESSOR REFRIGERATORS	CRP 40 / 40S	CRX 50 / 50S	CRX 65 / 65S	CRX 80 / 80S	CRX 110 / 110S	CRX 140 / 140S
Ref. No.	9105204517 9105204441	9105306565 9105306566	9105306568 9105306569	9105306570 9105306571	9105306572 9105306573	9105306578 9105306580
Storage volume (approx. l) freezer compartment	39 5.3	45 4.4	57 7	78 7.5	104 9	130 11
Connections	12 / 24 V DC	12 / 24 V DC	12 / 24 V DC	12 / 24 V DC	12 / 24 V DC	12 / 24 V DC / 100–240 V AC
Average power consumption (watts, approx.)	45	40	45	48	50	65
Current consumption (Ah/h) at 12 V at +25 °C at +32 °C ambient temperature, both at +5 °C interior temperature	1.5 1.8	1.1 1.7	1.14 1.8	1.19 2.0	1.8 2.4	1.9 2.5
Refrigerant Refrigerant quantity CO ₂ equivalent Global warming potential (GWP)	R134a 38 g 0.054 t 1430	R134a 38 g 0.054 t 1430	R134a 42 g 0.060 t 1430	R134a 48 g 0.069 t 1430	R134a 47 g 0.067 t 1430	R134a 50 g 0.072 t 1430
Insulation PU foam all around	●	●	●	●	●	●
System	Fully hermetic compressor with integrated control electronics, low-voltage protection /electronic fuse, automatic reverse pole protection CRP with detachable cooling unit (1.5 m)					
Material Body Interior Door frame Fittings Door	CRX / CRP 40: with coated metal frame Plastic Plastic Stainless steel –			CRX S / CRP 40S: with coated metal frame Plastic – Stainless steel Stainless steel (AISI316)		
Colour Cabinet Door frame Door panel	CRX / CRP 40: Black Silver Matt-silver (brushed stainless steel appearance)			CRX S / CRP 40S: Black Silver Stainless steel (AISI316)		
Weight (kg)	19 / 21	17/18	18 / 19	20 / 21	22.5 / 23.5	30 / 31
Scope of delivery	–	–	–	–	–	–
Test marks	TÜV/GS, e-certified (Automotive EMC Directive)					

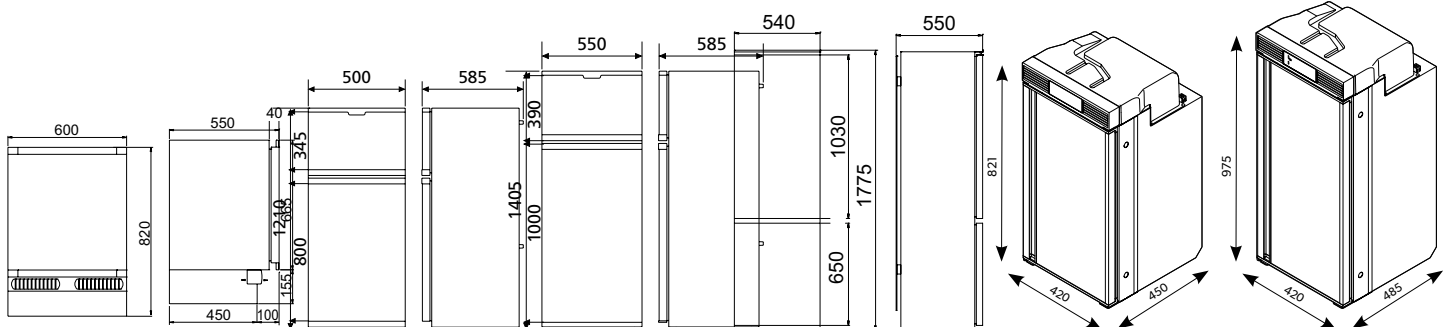
/ Optional extras

Mains adapter 110–240 V > 24 V	MPS 35 9600000445	MPS 35 9600000445	MPS 35 9600000445	MPS 35 9600000445	MPS 35 9600000445	–
Standard installation frame CRX / CRP CRX S / CRP 40S	9105306405 9105305676	9105306405 9105305676	9105306406 9105305677	9105306407 9105305678	9105306408 9105305679	9105306409 9105305680
Flush-mount installation frame CRX / CRP CRX S / CRP 40S	9105306410 9105305671	9105306410 9105305671	9105306411 9105305672	9105306412 9105305673	9105306413 9105305674	9105306414 9105305675


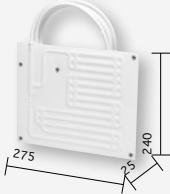



					
HDC 155FF	HDC 195	HDC 225	HDC 275	RC 10.4 70	RC 10.4 90
9105204436	9105204437	9105204438	9105204439	9105204621	9105204623
117 17	173 41	228 44	277 75	70 7.5	90 7.5
12/ 24 V DC	12/ 24 V DC	12/ 24 V DC	12/ 24 V DC	12/ 24 V DC	12/ 24 V DC
36	40	41	61	51	55
2.1 3.0	2.2 3.4	2.4 3.3	3.3 5.1	1.39 -	1.39 -
R134a 75 g 0.107 t 1430	R134a 110 g 0.157 t 1430	R134a 130 g 0.186 t 1430	R134a 180 g 0.257 t 1430	R134a 40g	R134a 43g
●	●	●	●	●	●
Fully hermetic compressor with integrated control electronics, low-voltage protection /electronic fuse, automatic reverse pole protection, mechanical, continuously variable thermostat				Fully hermetic compressor with integrated control electronics, low-voltage protection /electronic fuse, automatic reverse pole protection	
Sheet steel Polystyrene - - Sheet steel				Cabinet: Coated sheet steel + plastic Door, panel: Plastic	
White White -				Black Black Black glossy finish (door decor changeable)	
32	33	42	52	19.5	21.5
2 safety glass shelves, a transparent crisper, door trays	3 safety glass shelves, 2 adjustable in height, a transparent crisper, door trays, shelf rack in froster compartment	4 safety glass shelves, 3 adjustable in height, a transparent crisper, door trays, shelf rack in froster compartment	5 safety glass shelves, 4 adjustable in height, 2 transparent crispers, door trays, 3 drawers for frozen food	-	-
e-certified (Automotive EMC Directive)				TÜV/GS, e-certified (Automotive EMC Directive)	





MPS 50 9600000441	MPS 50 9600000441	MPS 50 9600000441	MPS 80 9600000442	EPS 100 / 230 V > 24 V 9600000445	EPS 100 / 230 V > 24 V 9600000445
-	-	-	-	-	-
-	-	-	-	-	-



TECHNICAL DATA				
COOLING UNITS	COLDMACHINE 54	COLDMACHINE 55	COLDMACHINE 84	COLDMACHINE 85
Ref. No.	9105306623	9105306624	9105306597	9105306598
		Included in Package 1 and 2		
Voltage	12 / 24 V DC	12 / 24 V DC	12 / 24 V DC	12 / 24 V DC
Refrigerant	R134a	R134a	R134a	R134a
Refrigerant quantity	35 g	35 g	45 g	45 g
CO ₂ equivalent	0.050 t	0.050 t	0.064 t	0.064 t
Global warming potential (GWP)	1430	1430	1430	1430
Dimensions (W x H x D)	386 x 165 x 130 mm	220 x 160 x 220 mm	386 x 160 x 130 mm	220 x 160 x 220 mm
Weight (kg)	6	6.5	6	6
Quality features	Suitable for floor mounting, corrosion-resistant stainless steel mounting plate		Suitable for floor mounting, corrosion-resistant stainless steel mounting plate	
/ Accessory				
Air exhaust hood with counterpart and 2 m hose, for providing air circulation	-	-	9103540107	9103540107
Mains adapter, 110 – 240 V › 24 V	MPS 35 / 9600000445	MPS 35 / 9600000445	MPS 35 / 9600000445	MPS 35 / 9600000445
Mains adapter EPS 100, 230 V › 24 V	9600000440	9600000440	9600000440	9600000440



TECHNICAL DATA			
EVAPORATORS	L-EVAPORATOR VD-01 FOR SERIES 50	PLATE EVAPORATOR VD-02 FOR SERIES 50	O-EVAPORATOR VD-07 FOR SERIES 50
Ref. No.	9105306625	9105306627	9105306628
	Included in Package 1		Included in Package 2
Cooling capacities (l) with 35 mm PU insulation with 50 mm PU insulation	max. 80 max. 100	max. 30 max. 50	max. 100 max. 130
Power input (approx. watts)	35	35	35
Current consumption (Ah/h) with 35 mm PU insulation with 50 mm PU insulation	1.46 1.17	1.31 1.02	1.46 1.17
System	Standard, L-shape evaporator for horizontal and vertical installation, self-sealing valve couplings, flexible connection pipe approx. 2 m, continuously variable thermostat (for external installation, with blue turning dial and LED indicator, white plastic housing), electric supply cord approx. 3 m	Standard, plate evaporator for horizontal and vertical installation, self-sealing valve couplings, flexible connection pipe approx. 2 m, continuously variable thermostat (for external installation, with blue turning dial and LED indicator, white plastic housing), electric supply cord approx. 3 m	Standard O-evaporator for horizontal or vertical installation, self-sealing valve couplings, flexible connection pipe approx. 2 m, continuously variable thermostat (for external installation, with blue turning dial and LED indicator, white plastic housing), electric supply cord approx. 3 m
Dimensions (W x H x D)	300 x 270 x 110 mm	275 x 240 x 25 mm	255 x 210 x 90 mm
Weight (kg)	1.5	1	1.5


4.07 / Dometic ColdMachine Series 90



			
COLDMACHINE 86	COLDMACHINE 94	COLDMACHINE 95	COLDMACHINE 96
9105306599	9105306600	9105306601	9105306602
12 / 24 V DC	12 / 24 V DC	12 / 24 V DC	12 / 24 V DC
R134a 45 g 0.064 t 1430	R134a 60 g 0.086 t 1430	R134a 60 g 0.086 t 1430	R134a 60 g 0.086 t 1430
220 x 230 x 177 mm	386 x 155 x 130 mm	220 x 155 x 220 mm	220 x 230 x 177 mm
6.5	6	6	6.5
Suitable for floor mounting, corrosion-resistant stainless steel mounting plate	Suitable for floor mounting, corrosion-resistant stainless steel mounting plate, AEO electronics		
9103540107	9103540107	9103540107	9103540107
MPS 35 / 9600000445	MPS 50 / 9600000441	MPS 50 / 9600000441	MPS 50 / 9600000441
9600000440	-	-	-

4.07 / Dometic ColdMachine Series 80








			
FIN EVAPORATOR VD-03 FOR SERIES 80	L-EVAPORATOR VD-04 FOR SERIES 80	PLATE EVAPORATOR VD-05 FOR SERIES 80	PLATE EVAPORATOR VD-18 FOR SERIES 80
9105306603	9105306604	9105306605	9105306614
max. 170 max. 200	max. 130 max. 170	max. 130 max. 170	max. 100 max. 150
50	45	45	45
1.88 1.46	1.88 1.50	1.88 1.50	1.88 1.50
Copper-aluminium fin evaporator with large surface due to the cooling fins, for vertical and horizontal installation, self-sealing valve couplings, flexible connection pipe approx. 2.5 m, continuously variable thermostat (for external installation, with blue turning dial and LED indicator, white plastic housing), electric supply cord approx. 3 m	Standard, L-shape evaporator, self-sealing valve couplings, flexible connection pipe approx. 2 m, continuously variable thermostat (for external installation, with blue turning dial and LED indicator, white plastic housing), electric supply cord approx. 3 m	Standard plate evaporator, self-sealing valve couplings, flexible connection pipe approx. 2 m, continuously variable thermostat (for external installation, with blue turning dial and LED indicator, white plastic housing), electric supply cord approx. 3 m	Standard plate evaporator, self-sealing valve couplings, flexible connection pipe approx. 2 m, continuously variable thermostat (for external installation, with blue turning dial and LED indicator, white plastic housing), electric supply cord approx. 3 m
380 x 230 x 82 mm	375 x 285 x 120 mm	375 x 350 x 25 mm	375 x 250 x 25 mm
2	1.5	1.5	1.5

TECHNICAL DATA				
EVAPORATORS	ANGLE EVAPORATOR VD-08 FOR SERIES 80	O-EVAPORATOR VD-09 FOR SERIES 80	CIRCULATING AIR EVAPORATOR VD-15 FOR SERIES 80	CIRCULATING AIR EVAPORATOR VD-14N FOR SERIES 90
Ref. No.	9105306607	9105306608	9105306612	9105306609
Cooling capacities (l) with 35 mm PU insulation with 50 mm PU insulation	max. 160 max. 180	max. 160 max. 180	max. 200 max. 250	max. 300 max. 400
Power input (approx. watts)	60	60	60	80
Current consumption (Ah/h) with 35 mm PU insulation with 50 mm PU insulation	2.50 2.00	2.25 1.75	2.00 1.50	3.33 2.33
System	Standard angle evaporator, self-sealing valve couplings, flexible connection pipe approx. 2 m, continuously variable thermostat (for external installation, with blue turning dial and LED indicator, white plastic housing), electric supply cord approx. 3 m	O-evaporator for vertical and horizontal installation, self-sealing valve couplings, flexible connection pipe approx. 2 m, continuously variable thermostat (for external installation, with blue turning dial and LED indicator, white plastic housing), electric supply cord approx. 3 m	High-performance circulating air evaporator in a white plastic housing, with brushless fan, fast cooling through circulating air operation, self-sealing valve couplings, flexible connection pipe approx. 2.5 m, continuously variable thermostat integrated in the evaporator housing	High-performance circulating air evaporator, especially effective due to enlarged surface area. Radial fan with enhanced ventilation capacity, continuously variable room thermostat for optimal temperature distribution in the refrigeration compartment. Ease of installation with self-sealing valve couplings and flexible connection pipe (approx. 2.5 m). Sturdy, white plastic housing.
Dimensions (W x H x D)	465 x 270 x 360 mm	365 x 141 x 270 mm	220 x 275 x 80 mm	250 x 310 x 90 mm
Weight (kg)	2.0	2.0	2.0	2.0


	
COMPACT COOLING UNIT	CS-NC15
Ref. No.	9105306593
Cooling capacities (l) with 35 mm PU insulation with 50 mm PU insulation	max. 200 max. 250
Refrigerant Refrigerant quantity CO ₂ equivalent Global warming potential (GWP)	R134a 60 g 0.086 t 1430
Voltage	12 / 24 V DC
Power input (approx. watts)	60
Current consumption (Ah/h) with 35 mm PU insulation with 50 mm PU insulation	2.00 1.50
System	Fully hermetic compressor with control electronics and integrated low-voltage protection, low-voltage cut-off, electronic reverse pole protection, brushless DC fan, fin condenser, high-performance air circulating fin evaporator in white plastic housing with brushless fan, rapid chill capability with circulating air operation
Weight (kg)	8.5

TECHNICAL DATA		
EVAPORATORS	AIR CIRCULATING DEEP-FREEZE EVAPORATOR VD-16 FOR SERIES 90	PLATE EVAPORATOR VD-21 FOR SERIES 90
Ref. No.	9105306613	9105306615
Cooling capacities (l) with 50 mm PU insulation with 100 mm PU insulation	max. 130 max. 200	max. 250 (normal refrigeration) / 100 (deep-freezing) max. 300 (normal refrigeration) / 150 (deep-freezing)
Power input (approx. watts)	60	60
Current consumption (Ah/h) with 50 mm PU insulation with 100 mm PU insulation	2.75 2.00	2.50 normal (refrigeration) / 3.00 (deep-freezing) 2.00 normal (refrigeration) / 2.00 (deep-freezing)
System	High-performance air circulating fin evaporator in a transparent plastic housing, self-sealing valve couplings, flexible connection pipe approx. 2.5 m, continuously variable deep-freeze thermostat integrated in the evaporator housing	Standard plate evaporator with large surface, self-sealing valve couplings, flexible connection pipe approx. 2 m, continuously variable thermostat (for external installation, with blue turning knob and LED indicator, white plastic housing), for refrigeration and deep-freezing
Dimensions (W x H x D)	330 x 280 x 145 mm	1373 x 305 x 10 mm
Weight (kg)	2.5	4.0



3.17 / Dometic CoolPower

TECHNICAL DATA							
ELECTRONIC ACCESSORIES FOR COOLERS AND REFRIGERATORS	M50U	804K	EPS817	EPS100	MPS35	MPS50	MPS80
	Voltage monitor for 12-volt applications	Voltage converter 24 volts > 12 volts	Mains adapter for connecting thermoelectric 12-volt cooling appliances	Mains adapter for connection of 12-/24-volt compressor cooling appliances to the 230-volt mains systems	Mains adapter for connection of 12-/24-volt compressor cooling appliances to 110 – 240-volt mains systems	Mains adapter for connection of 12-/24-volt compressor cooling appliances to 110 – 240-volt mains systems	Mains adapter for connection of 12-/24-volt compressor cooling appliances to 110 – 240-volt mains systems
Ref. No.	9600000446	9600000444	9600000439	9600000440	9600000445	9600000441	9600000442
Input voltage	–	20 – 30 V DC	230 V AC / 50 Hz	230 V AC	110 – 240 V AC	110 – 240 V AC	110 – 240 V AC
Output voltage	–	12.5 V DC ±10%	13 V DC	25 V DC	25 V DC	27 V DC	27 V DC
Continuous load	–	4 A / 48 watts	6 A	–	–	–	–
Battery voltage	–	60 mA	60 mA	12 / 24 V DC	12 / 24 V DC	12 / 24 V DC	12 / 24 V DC




7.04 / MasterFlush 7000 series

TECHNICAL DATA				
MACERATOR TOILETS	MF 7160	MF 7120	MF 7165	MF 7260 / MF 7220
Ref. No.	9108833973 (12 V DC) 9108833974 (24 V DC)	9108833970 (12 V DC) 9108833972 (24 V DC)	9108887101 (12 V DC)	9108834285 (Sea water) 9108834283 (Fresh water)
Water supply	Sea water	Fresh water	Sea water	Sea water or Fresh water
Voltage	12 V DC or 24 V DC	12 V DC or 24 V DC	12 V DC	12 V DC
Current consumption	20 A / 12 V DC; 10 A / 24 V DC	20 A / 12 V DC; 10 A / 24 V DC	20 A	20 A
Dimensions (W x H x D, mm)	381 x 375 x 483	381 x 375 x 483	381 x 375 x 483	368 x 337 x 476
Weight (kg)	15.9	15.9	15.9	15.9
Quality features	360° omnidirectional rotating base, efficient stainless steel macerator, integrated electric water valve, MF 7165 extra quiet model with external pump			
/ Accessories				
Triple switch, DFST for all freshwater models	-	9108559126	-	9108559126

7.04 / MasterFlush MF 8900 series

TECHNICAL DATA				
MACERATOR TOILETS	8979	8989	8939	8949
Ref. No.	9108553155*	9108684198*	9108553050*	9108684175*
Voltage	12 V DC	12 V DC	12 V DC	12 V DC
Current consumption	20 A	20 A	20 A	20 A
Material	Vitreous ceramic			
Dimensions (W x H x D, mm)	375 x 460 x 473	375 x 460 x 473	375 x 375 x 464	375 x 375 x 464
Weight (kg)	25.4	25.4	22.2	22.2
Quality features	Soft-close seat	With integrated bidet function, soft-close seat	Soft-close seat	With integrated bidet function, soft-close seat
/ Accessories				
Dometic Flush Switch Panel	9108782202	9108782202	9108782202	9108782202

*delivery time 6 weeks






		
MF 8112 / MF 8116	MF 8152 / MF 8156	MF 8165
9108553021 (12 V DC) 9108553022 (24 V DC)	9108553023 (12 V DC) 9108553024 (24 V DC)	9108887102 (12 V DC)
Fresh water	Fresh water	Sea water
12 V DC or 24 V DC	12 V DC or 24 V DC	12 V DC
20 A / 12 V DC; 15 A / 24 V DC	20 A / 12 V DC; 15 A / 24 V DC	20 A
375 x 381 x 467	375 x 467 x 467	375 x 381 x 467
20.5	26.5	20.5
High-quality ceramic bowl, efficient stainless steel macerator, quiet operation, low energy consumption, easy installation, MF 8165 extra quiet model with external pump		
-	-	-

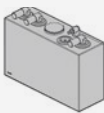
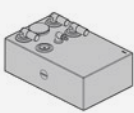
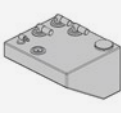
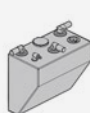
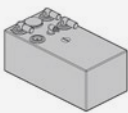
7.04 / Dometic DTW

7.13 / Dometic PowerPump


TECHNICAL DATA				
DISCHARGE PUMP / PRESSURISED WATER PUMPS	DTW12 / DTW24	PP 127	PP 1210	PP 1217
Ref. No.	9107100006 (12 V) 9107100007 (24 V)	9600000455	9600000456	9600000457
Flow rate	1130 l/h	7 l/min	10 l/min	17 l/min
Material	PP		Metal / PP	
Voltage	12 or 24 volts DC	12 V DC	12 V DC	12 V DC
Consumption	6 A / 3 A	-	-	-
Required circuit protection	10 A / 5 A breaker / fuse	-	-	-
Dimensions (W x H x D, mm)	349 x 197 x 170		210 x 98.5 x 87.5	
Hose connection	38 mm ID sanitation hose	-	-	-
Cut-off pressure	-	1.4 bar / 2.2 Ah	2.1 bar / 3.0 Ah	2.8 bar / 6.0 Ah
Weight (kg)	3.5	-	-	-
Test marks	ISO 8846, EMC Directive 2004/108/EC	-	-	-
Scope of delivery	Waste discharge pump, 1" reduction, instruction manual	Pump, strainer with 1/2" hose connector, 1/2" straight hose connector, 1/2" 90° elbow hose connector, 1/2" straight thread		
Quality features	Quiet operation, long-lasting bellows design, dry self-priming	High-performance pump, four-chamber diaphragm design – maintenance free, self-priming, runs dry without damage, fast and easy installation of strainer and fittings, low-noise operation, low energy consumption		

7.04 / Holding tanks

Additional shapes and sizes available on dometic.com					
TECHNICAL DATA HOLDING TANKS	DHT42L	DHT61L	DHT88L	DHT110L	DHT137L
Ref. No.	9107100001	9107100002	9107100003	9107100004	9107100005
Gross capacity (l)	42	61	88	110	137
Dimensions (W x H x D, mm)	460 x 347 x 350	660 x 348 x 350	800 x 388 x 400	1200 x 348 x 350	1200 x 388 x 400
Quality features	Leak-proof, odour-free design in highly durable polyethylene (6.3 mm wall thickness), pre-cut holes, pre-installed and tested fittings that can rotate, two separate outlets for dockside and overboard discharge, vacuum relief valve prevents damage from high-capacity dockside vacuum pumps				






TECHNICAL DATA					
	12 HTS-VRT	12 HTS-HRZ	15 HTS-HRZ	15 HTS-VRT	20 HTS-HRZ
Ref. No.	9108555499	9108555498	9108555500	9108555501	9108555502
Gross capacity (l)	42	45	57	57	68
Dimensions (W x H x D, mm)	210 x 451 x 622	387 x 273 x 622	483 x 381 x 559	318 x 546 x 559	362 x 356 x 718
Quality features	Leak-proof, odour-free design in highly durable polyethylene (6.3 mm wall thickness), pre-cut holes, pre-installed and tested fittings that can rotate, two separate outlets for dockside and overboard discharge, vacuum relief valve prevents damage from high-capacity dockside vacuum pumps				

7.04 / Vent Filter

TECHNICAL DATA		
VENT FILTER	DOMETIC DVF	DOMETIC DVF REPLACEMENT CARTRIDGE
Ref. No.	9108849515	9108849876
Quality features	Absorbs holding tank vent odours. Keeps air clean and pleasant Most effective odour control – absorbs tank odours for an entire boating season, installs easily between holding tank and through-hull vent, easily replaceable every season	



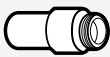
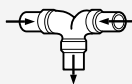
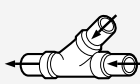
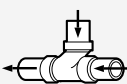





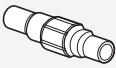
7.04 / Accessories

TECHNICAL DATA			
	TANKSAVER®	90° SWIVEL KIT	DTK DIPTUBE KIT
Ref. No.	9108554455	9108836232	9108558205
Quality features	Holding tank safety valve Material: Rubber, PE, dimensions: Ø 76 mm, 1½" vent	90° Swivel Kit, 25 or 38 mm connection Useful if you have to turn the waste outlet by 90°	Removes waste through top of tank Prevents clogging; reduces tank effluent, fits tanks up to 762 mm in height, easy to install
/ Accessories			
90° elbow	–	–	9108558704

TECHNICAL DATA					
SANITATION HOSES	MAXFLEX 38	MAXFLEX 25	MAXFLEX 19	MAXFLEX 16	ODORSAFE PLUS 38
Ref. No.	9600001852	9600001853 (15 m) 9107100034 (50 m)	9600001854 (15 m) 9107100035 (50 m)	9600001855 (15 m) 9107100036 (50 m)	9600000454
Material	Flexible polyvinyl chloride				
Colour	White				
Operating pressure (bar)	4	6	8	8	6
Diameter (Ø, mm) inner / outer	39 / 47	26 / 32	20 / 24	17 / 22	38 / 47
Wall thickness (mm)	4.1	2.9	2.3	2.6	4.1
Inside bend radius (mm)	152	102	78	65	190.5
Hose length (m)	15	15 or 50	15 or 50	15 or 50	15
Weight (g/m)	700	340	200	190	710
Working temperature (°C)	-17 to +65				
Quality features	Very flexible hose, easy installation, suitable for multiple sanitation uses (38 mm best for toilet, pump and tank connections; 25 mm commonly used on some electric marine toilets; 19 mm and 16 mm commonly used on vent systems). Not suitable for drinking water.				Excellent odour barrier, up to 500% more effective than other sanitation hoses, available in Ø 38 mm for sewage systems, PVC anti-crash spiral, no friction and no risk of clogging thanks to smooth inside surface

7.04 / Hose Fittings and Check Valve






For use with OdorSafe® Plus (38 mm) ID hose. Kits include Custom Hose Adapters.



					
HOSE MENDER KIT	90° BEND KIT	HOSE ADAPTER KIT	DOUBLE BEND KIT	WYE KIT	TEE KIT
9107100020	9107100021	9108553352	9107100023	9107100024	9107100025
Connects 38 mm hose ends together, includes two adapters	Provides smooth sweep corner to eliminate kink, includes two adapters	Connects 38 mm hose to 38 mm FPT fitting, includes one adapter	Connects intersecting hose ends together per indicated flow, includes three adapters	Connects intersecting hose ends together per indicated flow, includes three adapters	Connects intersecting hose ends together per indicated flow, includes three adapters
					
PVC 45° STREET ELL	REDUCING ADAPTER	PVC 90° STREET ELL	PVC ADAPTER	CUSTOM HOSE ADAPTER	CHECK VALVE
9108731117	9108731118	9108731123	9108731124	9108559169	9108709375
Adapts to all (38 mm) fittings shown here	Connects 38 mm hose to 25 mm hose, includes one adapter	For tight corners, can be used with other PVC fittings shown here	Connects 38 mm hose with Custom Hose Adapter or rigid PVC pipe to 38 mm fitting	Can be used with all 38 mm PVC fittings with socket connection, lubricated hose or cuff slides on easily	For light-duty applications






TECHNICAL DATA
LITHIUM ION BATTERY
PLB40

Ref. No.	9600012878
Battery capacity (Ah)	40 / 512 Wh
Chemistry	LiFePO4
Battery voltage (V, DC)	12.8
DC output amps	15
Continuous output (W)	150 (per 12 V connection)
Dimensions (W x H x D,mm)	197 x 257 x 197
Weight (kg)	7.54





3.16 / Dometic PerfectCharge MCA

TECHNICAL DATA					
IUOU-AUTOMATIC CHARGERS	MCA 1215	MCA 1225	MCA 1235	MCA 1250	MCA 1280
Ref. No.	9600000028	9600000029	9600000030	9600000031	9600000032
Ref. No. UK	9600000179	9600000180	9600000181	9600000182	9600000183
Charge outputs	1 + 1	2 + 1	2 + 1	3	3
Input voltage (V)	90 – 260				
Frequency (Hz)	50 – 60				
End-of-charging voltage (V)	14.4 / 14.7				
Float charging voltage (V)	13.8				
Recommended battery capacity (Ah)	40 – 170	75 – 300	100 – 400	150 – 600	200 – 800
Max. battery capacity (Ah)	–	–	–	–	–
U0 phase limited at (h)	8				
Energy efficiency up to (%)	92				
Charging current (A)	15	25	35	50	80
Charging characteristics	–	–	–	–	–
Operating temperature (°C)	–20 to +50				
Dimensions (W x H x D, mm)	179 x 63 x 238	179 x 63 x 238	179 x 63 x 274	208.5 x 75 x 283	208.5 x 75 x 303
Weight (kg)	1.6	1.7	1.9	3.1	4
6-stage charging characteristics	●	●	●	●	●
Overload/short-circuit protection	●	●	●	●	●
Can be used as mains supply unit	–	–	–	–	–
Sleep mode	Using the remote control or dip switch on the device				
Battery types	Lead-acid batteries (liquid, gel, AGM), Dometic eStore lithium battery				
Type of protection	equivalent to IP 21				
/ Optional extras					
Temperature sensor MCA-TS1	9600000099	9600000099	9600000099	9600000099	9600000099
Remote control MCA-RC1	9600000100	9600000100	9600000100	9600000100	9600000100
Controller MPC 01	9102500073	9102500073	9102500073	9102500073	9102500073
Hella sensor MCA-HS1	9600000101	9600000101	9600000101	9600000101	9600000101

TECHNICAL DATA		
BATTERY CHARGERS	MCP 1204	MCP 1207
Ref. No.	960000026	960000027
Ref. No. UK	9600000189	9600000190
Charge outputs	1 (very flexible thanks to plug connector)	
Charging characteristic	8 step	
Input voltage (V)	230 (180 – 253)	
Charging current max. (A)	4	7
Recommended battery capacity (Ah)	Charging: 7 – 110 / maintenance charging: 7 – 180	Charging: 15 – 160 / maintenance charging: 15 – 250
Dimensions (W x H x D, mm)	90 x 55 x 220	90 x 55 x 250
Weight (kg)	0.5	0.7
/ Optional extras		
Battery indicator BI 01	9600000094	9600000094
Wall cradle	9102500079	9102500079



			
MCA 2415	MCA 2425	MCA 2440	IU 812
9600000033	9600000034	9600000035	9600000037
9600000184	9600000185	9600000186	
2	3	3	1
	90 – 260		230 (180 – 253)
	50 – 60		50 – 60
	28.8 / 29.4		14.4
	27.6		13.6
40 – 170	75 – 300	100 – 400	–
–	–	–	100
	8		–
	92		–
12.5	25	40	8
–	–	–	IUOU with limit time of the IU0 phase
	–20 to +50		0 to +50
179 x 63 x 238	208.5 x 75 x 283	208.5 x 75 x 303	120 x 70 x 200
1.6	2.9	3.9	0.9
•	•	•	–
•	•	•	•
–	–	–	•
Using the remote control or dip switch on the device			–
Lead-acid batteries (liquid, gel, AGM), Dometic eStore lithium battery			–
equivalent to IP 21			–
9600000099	9600000099	9600000099	–
9600000100	9600000100	9600000100	–
–	–	–	–
–	–	–	–

3.16 / Dometic PerfectPower DCC


TECHNICAL DATA				
DC CHARGING CONVERTERS	DCC 1212-10	DCC 1212-20	DCC 1212-40	DCC 2412-20
Ref. No.	9600003753	9600003754	9600003755	9600003750
Input voltage (V)	12 (8 – 16)	12 (8 – 16)	12 (8 – 16)	24 (16 – 32)
Output voltage (V)	12 (13.2 – 14.7)	12 (13.2 – 14.7)	12 (13.2 – 14.7)	12 (13.2 – 14.7)
Output voltage shape	3-stage charging characteristic or fixed value			
Charging current (A)	10	20	40	20
Battery types	Lead-acid batteries (liquid, gel, AGM) Dometic eStore lithium battery			
Energy efficiency up to (%)	89 %	89 %	89 %	89 %
Dimensions (W x H x D, mm)	153 x 73 x 180	153 x 73 x 220	153 x 73 x 260	153 x 73 x 220
Weight (kg)	1.25	1.55	1.85	1.55
Test mark	e-certified (Automotive EMC Directive)			
/ Optional extras				
Temperature sensor MCA-TS1	9600000099	9600000099	9600000099	9600000099





3.28 / Dometic PerfectBattery

3.28 / Dometic PerfectBattery






TECHNICAL DATA		
BATTERY CARE	BC 100	BR 12
Ref. No.	9600000092	9600000093
Input voltage (V AC)	230 (180 – 253 V)	12
Cut-in voltage (V)	-	> 12.6 ± 0.2
End-of-charging voltage (V DC)	13.8	-
Maximum charging current (A)	1.0	-
Stand-by current (mA)	-	< 0.2
Dimensions (W x H x D, mm)	70 x 100 x 60	100 x 67 x 25
Weight (approx. kg)	0.45	0.12

3.16 / Dometic MPC 01




TECHNICAL DATA	
INTELLIGENT BATTERY MANAGEMENT SYSTEM	MPC 01
Ref. No.	9102500073
Dimensions incl. knob (W x H x D, mm)	145 x 122 x 24,5
Input voltage (V DC)	8 – 16
Current consumption	150 mA in display mode, 10 mA in standby mode

			
DCC 2412-40	DCC 1224-10	DCC 1224-20	DCC 2424-10
9600003751	9600003748	9600003749	9600003752
24 (16 – 32)	12 (8 – 16)	12 (8 – 16)	24 (16 – 32)
12 (13.2 – 14.7)	24 (26.4 – 29.4)	24 (26.4 – 29.4)	24 (26.4 – 29.4)
3-stage charging characteristic or fixed value			
40	10	20	10
Lead-acid batteries (liquid, gel, AGM) Dometic eStore lithium battery			
89 %	89 %	89 %	89 %
153 x 73 x 260	153 x 73 x 220	153 x 73 x 260	153 x 73 x 220
1.85	1.55	1.85	1.55
e-certified (Automotive EMC Directive)			
9600000099	9600000099	9600000099	9600000099





3.30 / Dometic SinePower DSP-C

TECHNICAL DATA				
BATTERY CHARGER INCL. SINE WAVE INVERTERS	DSP 1212C	DSP 1224C	DSP 2012C	DSP 2024C
Ref. No.	9600002559	9600002560	9600002561	9600002562
Input voltage (V DC)	12 (10 – 16.5 V)	24 V (20 – 33 V)	12 (10 – 16.5 V)	24 V (20 – 33 V)
Input voltage (V AC)	180 – 260			
Output voltage (V AC)/Form	230 / pure sine wave  +3%			
Output frequency (Hz)	50/60 +- 3%			
No-load current input (A)	3	1.5	4	2
Standby current consumption (A)	<0.3	<0.2	<0.3	<0.2
Continuous output (W)	1200	1200	2000	2000
Peak power (W)	2400	2400	4000	4000
Energy efficiency up to (%)	> 88	> 89	> 88	> 89
End-of-charge voltage (V)	13.8 / 14.4 / 14.7			
Maintenance-charge voltage (V)	13.8			
Recommended battery capacity (Ah)	120	60	200	100
Charging current (A)	50	25	100	50
Ambient temperature Operating (°C)	–20 to 60			
Dimensions (W x H x D, mm)	248 x 188 x 405	248 x 188 x 405	248 x 188 x 481	248 x 188 x 481
Weight (kg, approx.)	5.6	5.6	7.2	7.2
Integrated mains priority circuit with voltage synchronisation	•	•	•	•
Test mark	e-certified (Automotive EMC Directive)			
Type of protection	equivalent to IP 21			
/ Optional extras				
Convenience remote control DSP-EM	Scope of delivery	Scope of delivery	Scope of delivery	Scope of delivery
IBS Multiplexer	9600002566	9600002566	9600002566	9600002566
Hella Sensor MCA-HS1	9600000101	9600000101	9600000101	9600000101

3.18 / Dometic PerfectPower

TECHNICAL DATA			
INVERTERS / SINE WAVE INVERTERS	PP152 / PP154	PP402 / PP404	PP602 / PP604
Ref. No.	9600000016 / 9600000017	9600000018 / 9600000019	9600000020 / 9600000021
Ref. No. UK	9600000325 / 9600000326	9600000327 / 9600000328	9600000329 / 9600000330
Input voltage (V DC)	12 (11 – 15) / 24 (22 – 30)		
Output voltage/curve (V AC)	230 / modified sine wave \square		
Output frequency (Hz)	50	50	50
No-load input current (A)	0.25	0.25	0.25
Continuous power (W)	150	350	550
Peak output (W)	350	700	1100
Cooling	Fan, temperature and power controlled		
Energy efficiency up to (%)	90	90	90
Dimensions (W x H x D, mm)	129 x 71 x 177	129 x 71 x 192	129 x 71 x 237
Weight (approx. kg)	0.84	0.99	1.4
Test marks	e-certified (Automotive EMC Directive)		
Type of protection	equivalent to IP 21		
/ Optional extras			
DC connection cable	–	–	–

3.30 / Dometic SinePower

TECHNICAL DATA				
SINE WAVE INVERTERS	DSP 212 / DSP 224	DSP 412 / DSP 424	DSP 612 / DSP 624	DSP 1012 / DSP 1024
Ref. No.	9600002603 / 9600002540	9600002541 / 9600002542	9600002543 / 9600002544	9600002545 / 9600002546
Ref. No. UK	9600003593 / 9600003594	9600003595 / 9600003596	9600003597 / 9600003598	9600003599 / 9600003600
Input voltage (V DC)	12 (10 – 16,5 V) / 24 (20 – 33 V)			
Output voltage (V AC) / shape	230 / pure sine wave \sim			
Output frequency (Hz)	50	50	50	50
No-load current input (A)	0.6 / 0.4	0.6 / 0.4	<0.8A / <0.5A	1.0 / 0.6
Standby current consumption (A)	–	–	0.3 / 0.2	0.35 / 0.2
Continuous output (W)	150	350	600	1000
Peak power (W)	300	700	1200	2000
Energy efficiency up to (%)	90	90	90	90
Dimensions (W x H x D, mm)	127 x 52 x 210	127 x 52 x 210	230 x 80 x 220	230 x 80 x 240
Weight (kg, approx.)	1.1	1.2	2.8	3.1
Integrated mains priority circuit with voltage synchronisation	–	–	–	–
Test mark	e-certified (Automotive EMC Directive)			
Type of protection	equivalent to IP 21			
/ Optional extras				
DC connection cable	Scope of delivery	Scope of delivery	9600000268	9600000268
Standard remote control DSP-RCT	–	–	Scope of delivery	Scope of delivery
Convenience remote control DSP-EM	–	–	–	–
Mains priority circuit VS-230	–	–	9600000324	9600000324



SI 102

9600000036
12 (11 – 15)
230 / modified sine wave
50
–
100
200
90
67 x 43 x 125
0.28
e-certified (Automotive EMC Directive)
–
–

DSP 1512 / DSP 1524	DSP 2012 / DSP 2024	DSP 1312T / DSP 1324T	DSP 1812T / DSP 1824T	DSP 2312T / DSP 2324T	DSP 3512T / DSP 3524T
9600002547 / 9600002548	9600002549 / 9600002550	9600002551 / 9600002552	9600002553 / 9600002554	9600002555 / 9600002556	9600002557 / 9600002558
9600003601 / 9600003602	9600003603 / 9600003604	9600005002 / 9600005003	9600005004 / 9600005005	9600005006 / 9600005007	9600005008 / 9600005009
12 (10 – 16,5 V) / 24 (20 – 33 V)		12 (10,5 – 16 V) 24 (21 – 32 V)			
230 / pure sine wave					
50	50	50 / 60	50 / 60	50 / 60	50 / 60
<1.2 / <0.6	<1.5 / <0.8	2.5 / 1.3	2.5 / 1.3	2.8 / 1.4	3.6 / 1.8
0.4 / 0.25	0.5 / 0.3	0.2 / 0.1	0.2 / 0.1	0.2 / 0.15	0.2 / 0.15
1500	2000	1300*	1800	2300*	3500*
3000	4000	2400	3200	4000	6000
90	90	90	90	90	90
272 x 97 x 340	272 x 97 x 360	284 x 118 x 405	284 x 118 x 405	284 x 118 x 481	324 x 122 x 490
4.9	5.2	4.8	6.1	6.6	10.9
–	–	●	●	●	●
e-certified (Automotive EMC Directive)					
equivalent to IP 21					

12 V: 9102700003 24 V: 9600000268	12 V: 9600000269 24 V: 9600000268	9600000268	12 V: 9102700003 24 V: 9600000268	12 V: 9600000269 24 V: 9600000268	12 V: on request 24 V: 9600000268
Scope of delivery	Scope of delivery	9600002564	9600002564	9600002564	9600002564
–	–	9600002565	9600002565	9600002565	9600002565
9600000324	9600000324	–	–	–	–

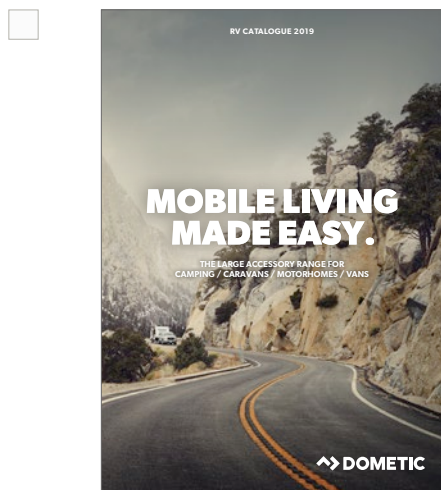
* 10 minutes continuous power, permanent power: 50 % peak power

FAX ORDER

Simply copy the form – fill it in – and fax it back to us.


Address	Sender details/stamp
---------	----------------------

FANCY MORE ...? REQUEST OUR CATALOGUES!



THE LARGE ACCESSORY RANGE FOR CAMPING / CARAVANS / MOTORHOMES / VANS

The comprehensive specialist catalogue for camping and leisure. A comprehensive range of products – mobile refrigeration, air conditioning, electronics, reversing video systems, vehicle accessories, windows, awnings, kitchen and sanitation equipment.



THE LARGE ACCESSORY RANGE FOR CAR / TRUCK / VAN

Safety and comfort accessories for cars, trucks and vans. From parking aids to reversing video systems and battery care products. Plus a wide choice of portable coolers for work and leisure time.

OUR CATALOGUES ARE ALSO AVAILABLE ON THE INTERNET AT: DOMETIC.COM

SERVICE

INTERNET + MAIL

dometic.com
info@dometic-waeco.com

MY DOMETIC PARTNER

You can find "your" Dometic dealer really easily using the search function on our website: dometic.com



Dometic is a global company that makes mobile living easy – by providing great solutions to satisfy people’s essential needs when they are on the move. Like cooking, taking care of personal hygiene and maintaining a pleasant temperature. We offer smart and reliable products with outstanding design.



AUSTRALIA

DOMETIC AUSTRALIA PTY. LTD.

1 John Duncan Court
Varsity Lakes QLD 4227
Tel +61 7 55076000
Fax +61 7 55076001
Mail sales@dometic-waeco.com.au

AUSTRIA

DOMETIC AUSTRIA GMBH

Neudorferstrasse 108
A-2353 Guntramsdorf
Tel +43 2236 908070
Fax +43 2236 90807060
Mail info@dometic.at

BELGIUM

DOMETIC BRANCH OFFICE BELGIUM

Lourdesstraat 84 B
B-8940 Geluwe
Tel +32 2 3598040
Fax +32 2 3598050
Mail info@dometic.be

DENMARK

DOMETIC DENMARK A/S

Nordensvej 15, Taulov
DK-7000 Fredericia
Tel +45 75585966
Fax +45 75586307
Mail info@dometic.dk

FINLAND

DOMETIC FINLAND OY

Valimotie 15
FIN-00380 Helsinki
Tel +358 20 7413220
Mail info@dometic.fi

FRANCE

DOMETIC SAS

ZA du Pré de la Dame Jeanne
B.P. 5
F-60128 Plailly
Tel +33 3 44633501
Fax +33 3 44633518
Mail marine@dometic.fr

GERMANY

DOMETIC WAECO INTERNATIONAL

GMBH
Hollefeldstraße 63
D-48282 Emsdetten
Tel +49 (0) 2572 879-0
Fax +49 (0) 2572 879-300
Mail info@dometic-waeco.de

HONG KONG

DOMETIC GROUP ASIA PACIFIC

Suites 2207-11, 22/F, Tower 1
The Gateway, 25 Canton Road
Tsim Sha Tsui, Kowloon
Tel +852 2 4611386
Fax +852 2 4665553
Mail info@waeco.com.hk

HUNGARY

DOMETIC ZRT. SALES OFFICE

H-1147 Budapest
Kerékgyártó u. 5.
Tel +36 1 468 4400
Fax +36 1 468 4401
Mail budapest@dometic.hu

ITALY

DOMETIC ITALY S.R.L.

Via Virgilio, 3
I-47122 Forlì (FC)
Tel +39 0543 754901
Fax +39 0543 754983
Mail vendite@dometic.it

JAPAN

DOMETIC KK

Maekawa-Shibaura, Bldg. 2
2-13-9 Shibaura Minato-ku
Tokyo 108-0023
Tel +81 3 5445 3333
Fax +81 3 5445 3339
Mail info@dometic.jp

MEXICO

DOMETIC MX, S. DE R. L. DE C. V.

Circuito Médicos No. 6 Local 1
Colonia Ciudad Satélite
CP 53100 Naucalpan de Juárez
Estado de México
Tel +52 55 5374 4108
Fax +52 55 5393 4683
Mail info@dometic.com.mx

NETHERLANDS

DOMETIC BENELUX B.V.

Ecustraet 3
NL-4879 NP Etten-Leur
Tel +31 76 5029000
Fax +31 76 5029019
Mail info@dometic.nl

NEW ZEALAND

DOMETIC NEW ZEALAND LTD.

PO Box 12011
Penrose
Auckland 1642
Tel +64 9 622 1490
Fax +64 9 622 1573
Mail customerservices@dometic.co.nz

NORWAY

DOMETIC NORWAY AS

Østerøyveien 46
N-3236 Sandefjord
Tel +47 33428450
Fax +47 33428459
Mail firmapost@dometic.no

POLAND

DOMETIC POLAND SP. Z O.O

ul. Puławska 435A
PL-02-801 Warszawa
Tel +48 22 414 3200
Fax +48 22 414 3201
Mail info@dometic.pl

PORTUGAL

DOMETIC SPAIN, S.L.

Branch Office em Portugal
Rot. de São Gonçalo nº 1- Esc. 12
2775-399 Carcavelos
Tel +351 219 244 173
Fax +351 219 243 206
Mail info@dometic.pt

RUSSIA

DOMETIC RUS LLC

Komsomolskaya square 6-1
RU-107140 Moscow
Tel +7 495 780 79 39
Fax +7 495 916 56 53
Mail info@dometic.ru

SINGAPORE

DOMETIC PTE LTD

18 Boon Lay Way
06-141 Trade Hub 21
Singapore 609966
Tel +65 6795 3177
Fax +65 6862 6620
Mail dometic.sg@dometic.com

SLOVAKIA & CZECH REPUBLIC

DOMETIC SLOVAKIA S.R.O.

Sales Office Bratislava
Nádražná 34/A
900 28 Ivánka pri Dunaji
Tel +421 2 45 529 680
Fax +421 2 45 529 680
Mail bratislava@dometic.com

SOUTH AFRICA

DOMETIC (PTY) LTD.

Regional Office South Africa &
Sub-Saharan Africa
2 Avalon Road, West Lake View
Ext 11, Modderfontein 1645
Tel +27 87 3530380
Mail info@dometic.co.za

SPAIN

DOMETIC SPAIN, S.L.

Avda. Sierra del Guadarrama, 16
E-28691 Villanueva de la Cañada
Madrid
Tel +34 918 336 089
Fax +34 900 100 245
Mail info@dometic.es

SWEDEN

DOMETIC SCANDINAVIA AB

Gustaf Melins gata 7
SE-421 31 Västra Frölunda
Tel +46 31 7341100
Fax +46 31 7341101
Mail info@dometic.se

SWITZERLAND

DOMETIC SWITZERLAND AG

Riedackerstrasse 7a
CH-8153 Rümlang
Tel +41 44 8187171
Fax +41 44 8187191
Mail info@dometic.ch

UNITED ARAB EMIRATES

DOMETIC MIDDLE EAST FZCO

P.O. Box 17860
S-D 6, Jebel Ali Freezone
Dubai
Tel +971 4 883 3858
Fax +971 4 883 3868
Mail info@dometic.ae

UNITED KINGDOM

DOMETIC UK LTD.

Domestic House, The Brewery,
Blandford St. Mary
Dorset DT11 9LS
Tel +44 344 626 0133
Fax +44 344 626 0143
Mail info@dometic.co.uk

USA

DOMETIC MARINE DIVISION

2000 N. Andrews Ave. Ext.
Pompano Beach, FL 33069
Tel +1 954-973-2477
Fax +1 954-979-4414
Mail marinesales@dometicusa.com